

BINOPTIC MIX 2 electronic basin mixer

Ref. 47503615

Batteries, deck-mounted, stopcocks, H. 250mm




DESCRIPTION

BINOPTIC MIX 2 electronic basin mixer - Ref. 47503615





Deck-mounted chrome-plated matte black electronic basin mixer:
 Operated by CR123 Lithium 6V batteries.
 Reduced stagnation solenoid valve and electronic unit integrated into the body of the mixer.
 Flow rate pre-set at 3 lpm at 3 bar, can be adjusted from 1.4 to 6 lpm.
 Scale-resistant aerator.
 Adjustable duty flush (~60 seconds every 24 hours after the last use).
 Stainless steel mixer, 250mm high for countertop basins.
 Presence detection sensor at the end of the spout optimises detection.
 PEX flexibles with stopcocks, filters, non-return valves and Ø 15mm conical inlets.
 Fixing reinforced by 2 stainless steel rods.
 Anti-blocking security.
 Smooth spout interior with low water volume (reduces bacterial development).
 Side temperature control with adjustable maximum temperature limiter.
 Set detection distance, duty flush and launch thermal shocks manually.
 Suitable for people with reduced mobility.
 30-year warranty.

TECHNICAL CHARACTERISTICS

BINOPTIC MIX 2 electronic basin mixer - Ref. 47503615

| | |
|-------------|---|
| Supply | 6V batteries |
| Connector | M½" Ø 15mm |
| Technology | Electronic |
| Drop height | 250mm |
| Flow rate | 3 lpm |
| Finish | Chrome-plated matte black |
| Warranty |  |

ADVANTAGES

-  Exceptional water savings: 90%
-  Hygiene: no manual contact
-  Anti-bacterial proliferation duty flush
-  LED diagnostic aids

