

Wall-mounted basin mixer with pressure-balancing

Ref. 2614EP

Wall-mounted mechanical mixer with BIOCLIP spout







DESCRIPTION

Wall-mounted basin mixer with pressure-balancing - Ref. 2614EP


SECURITHERM pressure-balancing wall-mounted basin mixer. Wall-mounted mixer supplied with 2 removable brass spouts. Anti-scalding safety: HW flow rate is reduced if CW flow rate fails (and vice versa). Stable temperature regardless of pressure and flow rate variations in the system. Securitouch thermal insulation prevents burns. Ø 35mm pressure-balancing ceramic cartridge with pre-set maximum temperature limiter. Body and spout with smooth interiors and low water volume (reduce niches where bacteria can develop). Thermal shocks are easy to undertake without removing the control lever or shutting off the cold water supply. Flow rate limited to 5 lpm at 3 bar. Chrome-plated brass body. Hygiene control lever L. 150mm requires no manual contact. Mixer supplied with in-line STOP/CHECK connectors M1/2" M3/4" ideal for hospitals. Mixer with 200mm centres. Recommended installation height: 110 - 200mm above the basin surface. Mechanical mixer ideal for healthcare facilities, retirement and care homes, hospitals and clinics. Mixer suitable for people with reduced mobility. Mixer with 30-year warranty.

ADVANTAGES

-  EP: HW flow rate reduced if CW supply fails
-  Securitouch: thermal insulation prevents burns
-  Thermal shock without removing the control lever
-  Removable spout: reduces bacterial development

TECHNICAL CHARACTERISTICS

Wall-mounted basin mixer with pressure-balancing - Ref. 2614EP

Technology	SECURITHERM EP mixer, Securitouch
Flow rate	5 lpm at 3 bar
Temperature limiter	YES
Finish	Chrome-plated brass
Norms	
Warranty	