

BLACK BINOPTIC electronic tap

Ref. 379DERB

Mains supply



DESCRIPTION

BLACK BINOPTIC electronic tap - Ref. 379DERB

Matte black cross wall electronic basin tap:
 Independent IP65 electronic control unit.
 230/12V mains supply with transformer.
 Flow rate pre-set at 3 lpm at 3 bar, can be adjusted from 1.4 to 6 lpm.
 Scale-resistant flow straightener.
 Adjustable duty flush (pre-set flush ~60 seconds every 24 hours after last use).
 Active, infrared movement detection, sensor at the end of the spout optimises detection.
 Filter, solenoid valve M3/8".
 Chrome-plated solid brass body.
 Matte black chrome finish.
 Chrome-plated spout L. 205mm for cross wall installation ≤ 190mm.
 Sensor cable L.120mm, flexibles and mounting all pass through the same hole.
 Anti-blocking security.
 Spout with a smooth interior and low water volume (limits bacterial niches).
 Suitable for people with reduced mobility.
 30-year warranty.

ADVANTAGES



Exceptional water savings: 90%



Hygiene: no manual contact







LED diagnostic aid



Independent IP65 electronic control unit

TECHNICAL CHARACTERISTICS

BLACK BINOPTIC electronic tap - Ref. 379DERB

Supply	Mains supply 230/12V
Connector	M3/8"
Technology	Electronic
Spout length	205mm
Flow rate	3 lpm
Norms	  
Warranty	
Repairability	