

Mechanical basin mixer

Ref. 2522

Single hole mechanical mixer with swivelling spout H. 100mm L. 170mm

2024 UK public price excluding VAT: **£189.16**







DESCRIPTION

Mechanical basin mixer - Ref. 2522






Deck-mounted mechanical basin mixer.
 Single hole mechanical mixer with swivelling spout H. 100mm L. 170mm with hygienic flow straightener.
 Spout suitable for fitting a BIOFIL point-of-use filter.
 Ø 40mm classic ceramic cartridge with pre-set maximum temperature limiter.
 Body and spout with smooth interiors.
 Flow rate limited to 5 lpm at 3 bar.
 Sculptured control lever.
 PEX flexibles F3/8".
 Fixing reinforced by 2 stainless steel rods.
 Mechanical mixer ideal for use in healthcare facilities, retirement and care homes, hospitals and clinics.
 Single hole mixer suitable for people with reduced mobility.
 Mixer with 30-year warranty.

ADVANTAGES

-  Hygiene: smooth interior reduces bacteria
-  Pre-set maximum temperature limiter
-  Ergonomic: sculptured lever is easy to grip
-  User comfort: swivelling spout

TECHNICAL CHARACTERISTICS

Mechanical basin mixer - Ref. 2522

| | |
|---------------------|---|
| Connector | F3/8" |
| Height | 143mm |
| Drop height | 100mm |
| Spout length | 170mm |
| Flow rate | 5 lpm at 3 bar |
| Temperature limiter | Yes |
| Finish | Chrome-plated brass |
| Norms | ACS    |
| Warranty |  |
| Repairability |  |

