

Mechanical basin mixer

Ref. 2522L

Single hole mechanical mixer with swivelling spout H. 100mm L. 170mm

2024 UK public price excluding VAT: £203.16







DESCRIPTION

Mechanical basin mixer - Ref. 2522L




Deck-mounted mechanical basin mixer. Single hole mechanical mixer with swivelling spout H. 100mm L. 170mm fitted with a hygienic flow straightener. Spout suitable for fitting a BIOFIL point-of-use filter. Ø 40mm classic ceramic cartridge with pre-set maximum temperature limiter. Body and spout with smooth interiors. Flow rate limited to 5 lpm at 3 bar. Hygiene control lever L. 200mm. PEX flexibles F3/8". Fixing reinforced by 2 stainless steel rods. Mechanical mixer ideal for healthcare facilities, retirement and care homes, hospitals and clinics. Single hole mixer suitable for people with reduced mobility. Mixer with 30-year warranty.

ADVANTAGES

-  Hygiene: smooth interior reduces bacteria
-  Pre-set maximum temperature limiter
-  Hygiene control lever requires no manual contact
-  User comfort: swivelling spout

TECHNICAL CHARACTERISTICS

Mechanical basin mixer - Ref. 2522L

Connector	F3/8"
Height	267mm
Drop height	100mm
Spout length	170mm
Flow rate	5 lpm at 3 bar
Temperature limiter	Yes
Finish	Chrome-plated brass
Norms	ACS  
Warranty	
Repairability	