

# Mechanical mixer for sinks or troughs

Ref. 2510L

Single hole mechanical mixer with swivelling spout H. 155mm L. 230mm

2025 UK public price excluding VAT: **£232.41**





## DESCRIPTION

Mechanical mixer for sinks or troughs - Ref. 2510L

Deck-mounted mechanical sink mixer.  
 Single hole mechanical mixer with swivelling spout H. 155mm L. 230mm fitted with hygienic flow straightener.  
 Spout suitable for fitting a BIOFIL point-of-use filter.  
 Ø 40mm standard ceramic cartridge with pre-set maximum temperature limiter.  
 Body and spout with smooth interiors.  
 Body and spout made from chrome-plated brass.  
 Hygiene control lever L. 200mm.  
 Flow rate set at 9 lpm at 3 bar.  
 Supplied with PEX flexibles F3/8".  
 Fixing reinforced via 2 stainless steel rods.  
 Mechanical mixer ideal for healthcare facilities, retirement and care homes, hospitals and clinics.  
 Single hole mixer suitable for people with reduced mobility.  
 30-year warranty.





## TECHNICAL CHARACTERISTICS

Mechanical mixer for sinks or troughs - Ref. 2510L

Connector	F3/8"
Height	302mm
Drop height	155mm
Spout length	230mm
Flow rate	9 lpm at 3 bar
Temperature limiter	Yes
Finish	Chrome-plated brass
Norms	ACS  
Warranty	
Repairability	



## ADVANTAGES

-  Hygiene: smooth interior reduces bacteria
-  Pre-set maximum temperature limiter
-  No manual contact thanks to Hygiene control lever
-  Comfort: optimum drop height and spout projection

