

Mechanical mixer for sinks or troughs

Ref. 2210L

Single hole mechanical mixer with swivelling spout H. 145mm L. 215mm

2025 UK public price excluding VAT: £206.90








DESCRIPTION

Mechanical mixer for sinks or troughs - Ref. 2210L

Deck-mounted mechanical sink mixer.
 Single hole mechanical mixer with swivelling spout H. 145mm L. 215mm fitted with hygienic flow straightener.
 Spout suitable for fitting a BIOFIL point-of-use filter.
 Ø 40mm standard ceramic cartridge with pre-set maximum temperature limiter.
 Body and spout with smooth interiors.
 Body and spout with chrome-plated brass.
 Flow rate limited to 9 lpm at 3 bar.
 Hygiene control lever L. 200mm.
 Supplied with PEX flexibles F3/8".
 Fixing reinforced via 2 stainless steel rods.
 Mechanical mixer ideal for healthcare facilities, retirement and care homes, hospitals and clinics.
 Mixer suitable for people with reduced mobility.
 Mixer with 30-year warranty.





TECHNICAL CHARACTERISTICS

Mechanical mixer for sinks or troughs - Ref. 2210L

Connector	F3/8"
Length	215mm
Drop height	145mm
Spout length	225mm
Flow rate	9 lpm at 3 bar
Temperature limiter	Yes
Finish	Chrome-plated brass
Norms	ACS     
Warranty	
Repairability	



ADVANTAGES

-  Hygiene: smooth interior reduces bacteria
-  Pre-set maximum temperature limiter
-  No manual contact thanks to hygiene control lever
-  Comfort: optimum drop height and spout projection

