

Mechanical sink mixer

Ref. 2506T2

Single hole mechanical mixer with swivelling spout H. 220mm L. 200mm

2024 UK public price excluding VAT: £250.27





DESCRIPTION

Mechanical sink mixer - Ref. 2506T2

Deck-mounted mechanical sink mixer.
 Single hole mechanical sink mixer with swivelling, tubular spout H. 220mm L. 200mm fitted with a hygienic flow straightener suitable for fitting a BIOFIL point-of-use filter.
 Ø 35mm ceramic cartridge with maximum temperature limiter supplied but not installed.
 Spout with smooth interior.
 Flow rate limited to 9 lpm at 3 bar.
 Slimline control lever.
 Without pop-up waste.
 F3/8" PEX flexibles.
 Fixing reinforced by 2 stainless steel rods.
 Mechanical mixer ideal for healthcare facilities, retirement and care homes, hospitals and clinics.
 Single hole mixer suitable for people with reduced mobility.
 30-year warranty.





TECHNICAL CHARACTERISTICS

Mechanical sink mixer - Ref. 2506T2

Connector	F3/8"
Drop height	220mm
Spout length	200mm
Flow rate	9 lpm at 3 bar
Temperature limiter	Yes
Finish	Chrome-plated brass
Norms	ACS  
Warranty	
Repairability	



ADVANTAGES

-  Hygiene: smooth interior reduces bacteria
-  Hygiene: hygienic flow straightener with no grid
-  Ergonomic: slimline lever is easy to grip
-  Comfort: optimum drop height and spout projection

