

Mechanical shower mixer

Ref. 2539S

Wall-mounted single control mixer, sculptured lever

2024 UK public price excluding VAT: **£162.40**






DESCRIPTION

Mechanical shower mixer - Ref. 2539S




Wall-mounted single control mechanical shower mixer.
 Ø 40mm classic ceramic cartridge and pre-set maximum temperature limiter.
 Flow rate regulated at 9 lpm.
 Chrome-plated brass body and sculptured control lever.
 M1/2" bottom outlet with integrated non-return valve.
 Wall-mounted mixer with offset standard connectors, M1/2" M3/4".
 Mechanical mixer ideal for healthcare facilities, retirement and care homes, hospitals and clinics.
 Shower mixer suitable for people with reduced mobility.
 Mixer with 30-year warranty.

ADVANTAGES

-  Pre-set maximum temperature limiter
-  Ergonomic: sculptured lever is easy to grip
-  Water savings: flow rate regulated at 9 lpm

TECHNICAL CHARACTERISTICS

Mechanical shower mixer - Ref. 2539S

Connector	M1/2"
Flow rate	9 lpm
Temperature limiter	Yes
Finish	Chrome-plated brass
Norms	ACS  
Warranty	
Repairability	