

Mechanical shower mixer

Ref. 2239

Wall-mounted single control mixer, sculptured control lever

2025 UK public price excluding VAT: £180.65



DESCRIPTION

Mechanical shower mixer - Ref. 2239

Wall-mounted single control mechanical shower mixer.
 Ø 40mm classic ceramic cartridge with pre-set maximum temperature limiter.
 Flow rate regulated at 9 lpm.
 Chrome-plated brass body and sculptured control lever.
 M1/2" shower outlet with integrated non-return valve.
 Mixer with offset STOP/CHECK wall connectors, M1/2" M3/4".
 Mechanical mixer ideal for healthcare facilities, retirement and care homes, hospitals and clinics.
 Shower mixer suitable for people with reduced mobility.
 Mixer with 30-year warranty.

ADVANTAGES



Pre-set maximum temperature limiter








Ergonomic: sculptured lever is easy to grip



Water savings: flow rate regulated at 9 lpm

TECHNICAL CHARACTERISTICS

Mechanical shower mixer - Ref. 2239

Connector	M1/2"
Width	175mm
Flow rate	9 lpm
Temperature limiter	Yes
Finish	Chrome-plated brass
Norms	ACS    
Warranty	
Repairability	