

Shower riser rail with mechanical mixer

Ref. 2739SKIT

Shower kit with Securitouch mixer with smooth interior

2025 UK public price excluding VAT: £354.55







DESCRIPTION

Shower riser rail with mechanical mixer - Ref. 2739SKIT



Shower riser rail with single control mechanical mixer.
 Wall-mounted shower kit with shower mixer.
 • Wall-mounted single control mixer with Securitouch thermal insulation to prevent burns.
 Ø 40mm classic ceramic cartridge with pre-set maximum temperature limiter.
 Body with smooth interior and low water volume.
 Flow rate regulated at 9 lpm.
 Chrome-plated brass body and sculptured control lever.
 M1/2" shower outlet with integrated non-return valve.
 Mixer with offset standard wall connectors, M1/2" M3/4".
 • Sliding shower head holder (ref. 813) on a chrome-plated riser rail (ref. 821) with soap dish and flexible shower hose (ref. 836T1).
 • Shower head retaining collar (ref. 830).
 Shower riser rail is ideal for healthcare facilities, retirement homes, hospitals and clinics.
 Mechanical mixer suitable for people with reduced mobility.
 Mixer with 30-year warranty.

ADVANTAGES

-  Hygiene: smooth interior reduces bacteria
-  Securitouch thermal insulation prevents burns
-  Maximum hygiene: low water volume
-  Ergonomic: sculptured lever is easy to grip

TECHNICAL CHARACTERISTICS

Shower riser rail with mechanical mixer - Ref. 2739SKIT

Connector	M1/2"
Technology	Securitouch shower mixer
Depth	161mm
Width	182mm
Flow rate	9 lpm
Temperature limiter	Yes
Finish	Chrome-plated brass
Norms	ACS 
Warranty	
Repairability	