

# BINOPTIC electronic tap

Ref. 378015

Mains supply

**2024 UK public price excluding VAT: £403.10**



## DESCRIPTION

### BINOPTIC electronic tap - Ref. 378015





Deck-mounted electronic basin tap:  
 Independent IP65 electronic control unit.  
 230/12V mains supply with transformer.  
 Flow rate pre-set at 3 lpm at 3 bar, can be adjusted from 1.4 to 6 lpm.  
 Scale-resistant flow straightener.  
 Adjustable duty flush (pre-set flush ~60 seconds every 24hr after last use).  
 Active, infrared presence detection, sensor at the end of the spout optimises detection.  
 Chrome-plated brass body.  
 PEX flexible with filter and solenoid valve M3/8".  
 Fixing reinforced by 2 stainless steel rods.  
 Anti-blocking security.  
 Spout with smooth interior and low volume of water (reduces niches where bacteria can develop).  
 Suitable for people with reduced mobility.  
 30-year warranty.

## TECHNICAL CHARACTERISTICS

### BINOPTIC electronic tap - Ref. 378015

Supply	230/12V mains supply
Connector	M3/8"
Technology	Electronic
Drop height	90mm
Spout length	125mm
Flow rate	3 lpm
Norms	ACS CE V W E U
Warranty	30 YEAR WARRANTY
Repairability	50 YEARS REPAIRABILITY

## ADVANTAGES

-  90% water savings
-  Hygiene: no manual contact
-  Independent IP65 electronic control unit
-  Anti-bacterial proliferation duty flush

