

BINOPTIC electronic tap

Ref. 378015

Mains supply

2025 UK public price excluding VAT: £415.20



DESCRIPTION

BINOPTIC electronic tap - Ref. 378015





Deck-mounted electronic basin tap:
 Independent IP65 electronic control unit.
 230/12V mains supply with transformer.
 Flow rate pre-set at 3 lpm at 3 bar, can be adjusted from 1.4 to 6 lpm.
 Scale-resistant flow straightener.
 Adjustable duty flush (pre-set flush ~60 seconds every 24hr after last use).
 Active, infrared presence detection, sensor at the end of the spout optimises detection.
 Chrome-plated brass body.
 PEX flexible with filter and solenoid valve M3/8".
 Fixing reinforced by 2 stainless steel rods.
 Anti-blocking security.
 Spout with smooth interior and low volume of water (reduces niches where bacteria can develop).
 Suitable for people with reduced mobility.
 30-year warranty.

TECHNICAL CHARACTERISTICS

BINOPTIC electronic tap - Ref. 378015

Supply	230/12V mains supply
Connector	M3/8"
Technology	Electronic
Drop height	90mm
Spout length	125mm
Flow rate	3 lpm
Norms	ACS CE V W G S P
Warranty	30 YEAR WARRANTY
Repairability	50 YEARS REPAIRABILITY

ADVANTAGES

-  90% water savings
-  Hygiene: no manual contact
-  Independent IP65 electronic control unit
-  Anti-bacterial proliferation duty flush

