

## TEMPOMATIC WC direct flush valve

Ref. 463150

Direct flush WC valve

2025 UK public price excluding VAT: £853.11






### DESCRIPTION

TEMPOMATIC WC direct flush valve - Ref. 463150





Flush system without cistern: directly connected to pipework.  
 Mains supply with 1" solenoid valve.  
 230/12V transformer.  
 IP65 independent electronic unit.  
 For installation on walls  $\leq 160$  mm.  
 Shock-resistant infrared presence detection sensor.  
 Voluntary activation (when hand is detected  $\sim 4$ cm in front of sensor) or automatic flush when user leaves.  
 Time flow  $\sim 7$  seconds, can be adjusted from 3 - 12 seconds.  
 Detection distance, flow rate and flush volume can be adjusted.  
 Stopcock FF1".  
 Vacuum breaker  $\varnothing 32$ mm.  
 Connection washer  $\varnothing 32/55$ mm.  
 Wall plate flush to the wall.  
 Base flow rate: 1 L/sec.  
 Suitable for rimless WC pans without flow rate regulation and suitable for people with reduced mobility.  
 Threaded rod can be cut to size.  
 30-year warranty.

### TECHNICAL CHARACTERISTICS

TEMPOMATIC WC direct flush valve - Ref. 463150

Supply	230/12V mains supply
Connector	1"
Technology	Electronic
Length	160mm
Norms	
Warranty	
Repairability	

### ADVANTAGES

-  Total hygiene: operate without manual contact
-  No cistern: no stagnant water
-  Voluntary or automatic activation
-  Cross wall installation

