

TEMPOMATIC WC direct flush valve

Ref. 463150

Direct flush WC valve

2025 UK public price excluding VAT: £853.11



DESCRIPTION

TEMPOMATIC WC direct flush valve - Ref. 463150





Flush system without cistern: directly connected to pipework.
 Mains supply with 1" solenoid valve.
 230/12V transformer.
 IP65 independent electronic unit.
 For installation on walls ≤ 160 mm.
 Shock-resistant infrared presence detection sensor.
 Voluntary activation (when hand is detected ~4cm in front of sensor) or automatic flush when user leaves.
 Time flow ~7 seconds, can be adjusted from 3 - 12 seconds.
 Detection distance, flow rate and flush volume can be adjusted.
 Stopcock FF1".
 Vacuum breaker Ø32mm.
 Connection washer Ø 32/55mm.
 Wall plate flush to the wall.
 Base flow rate: 1 L/sec.
 Suitable for rimless WC pans without flow rate regulation and suitable for people with reduced mobility.
 Threaded rod can be cut to size.
 30-year warranty.

TECHNICAL CHARACTERISTICS

TEMPOMATIC WC direct flush valve - Ref. 463150

Supply	230/12V mains supply
Connector	1"
Technology	Electronic
Length	160mm
Norms	
Warranty	
Repairability	

ADVANTAGES

-  Total hygiene: operate without manual contact
-  No cistern: no stagnant water
-  Voluntary or automatic activation
-  Cross wall installation

