

TEMPOFLUX 2 direct flush valve

Ref. 762902

Time flow direct flush WC valve

2025 UK public price excluding VAT: £302.52





DESCRIPTION

TEMPOFLUX 2 direct flush valve - Ref. 762902



Flush system without cistern: directly connected to pipework.
 Chrome-plated metal wall plate Ø 195mm.
 Concealed mechanical fixing of the wall plate.
 Multipurpose recessing housing.
 Recessing depth can be adjusted from 0 - 20mm.
 3L/6L dual flush, can be adjusted to 2L/4L.
 Soft-touch operation.
 Vacuum breaker.
 Integrated stopcock and flow rate / flush volume adjuster.
 Solid brass body.
 Chrome-plated metal push-button.
 In-line inlet M $\frac{3}{4}$ ".
 Outlet connection for PVC tube Ø 26/32mm.
 Acoustic level complies with European standard EN 12541 class II.
 Upstream supply pipes: minimum Ø 20mm required at all points (including connectors).
 Base flow rate: 1L/sec at 1 bar dynamic pressure.
 Compatible with rain water.
 Suitable for rimless WC pans without flow rate regulation and suitable for people with reduced mobility.
 30-year warranty.
 This model does not have a waterproof recessing housing. The installer must ensure that the recessing area is waterproof and any leaks or condensation can drain away (see installation guide).

ADVANTAGES

-  Soft-touch operation
-  Dual flush 3L/6L
-  No cistern: no stagnant water
-  Recessed installation

TECHNICAL CHARACTERISTICS

TEMPOFLUX 2 direct flush valve - Ref. 762902

Connector	3/4"
Technology	Time flow
Flow rate	3L/6L
Finish	Chrome-plated metal
Norms	 
Warranty	