

Twin hole pre-rinse set with mixer

Ref. G6532

With bib tap and swivelling telescopic spout

2024 UK public price excluding VAT: £835.82

DESCRIPTION

Twin hole pre-rinse set with mixer - Ref. G6532

Complete pre-rinse set with bib tap suitable for intensive use in professional kitchens.

Deck-mounted twin hole mixer with adjustable centres from 100 - 240mm with:

- valve heads with control knobs.
- offset inlet connections with M1/2" tails.
- supplied with non-return valves

Bib tap with telescopic, swivelling spout L. 200 - 290mm.

- 20 lpm flow rate at the outlet.
- valve head with control knob.

White hand spray with adjustable jet and 9 lpm flow rate at the outlet (ref. 433000).

Scale-resistant hand spray and shock-resistant tip.

Reinforced, food-grade, white flexible hose L. 0.95m.

3/4" brass column.

Adjustable wall bracket.






Stainless steel spring guide.

30-year warranty.

These pre-rinse sets can be installed close to the splashback.

TECHNICAL CHARACTERISTICS

Twin hole pre-rinse set with mixer - Ref. G6532

Connector	M1/2"
Height	1125 - 1245mm
Drop height	360 - 600mm
Flow rate	20 lpm with the bib tap; 9 lpm via the hand spray
Width to the wall	35 - 162mm
Finish	Chrome-plated brass
Norms	ACS   
Warranty	
Repairability	



ADVANTAGES



Rapid fill: full flow rate 20 lpm



Telescopic, swivelling rapid-fill spout



Increased resistance: water-free valve heads



Anti-torsion rotating nut and PVC sheath

