

Twin hole pre-rinse set with mixer

Ref. 5633

With bib tap and swivelling telescopic spout

2025 UK public price excluding VAT: £1,010.51

DESCRIPTION

Twin hole pre-rinse set with mixer - Ref. 5633

Complete pre-rinse set with bib tap suitable for intensive use in professional kitchens.

Deck-mounted twin hole mixer with 150mm centres with:

- valve heads with reinforced mechanisms with ergonomic control levers.
- offset inlet connections with M1/2" tails.

Bib tap with swivelling, tubular spout L. 200mm.

- 25 lpm full flow rate achieved within the first 90°.

- valve head with reinforced mechanism with ergonomic control lever.

Black hand spray with adjustable jet and 9 lpm flow rate at the outlet (ref. 433010).

Scale-resistant hand spray and shock-resistant tip.

Black reinforced, food-grade flexible hose L. 0.95m.

3/4" brass column.

Adjustable wall bracket.





Stainless steel spring guide.

30-year warranty.

These pre-rinse models can be installed close to the splashback.

TECHNICAL CHARACTERISTICS

Twin hole pre-rinse set with mixer - Ref. 5633

Connector	M1/2"
Height	1110 - 1230mm
Drop height	345 - 585mm
Flow rate	25 lpm bib tap; 9 lpm via the hand spray
Width to the wall	35 - 162mm
Finish	Chrome-plated brass
Norms	ACS  
Warranty	
Repairability	



ADVANTAGES



Rapid fill: full flow within the first 90°



Anti-torsion rotating nut and PVC sheath



Comfort: ergonomic controls, swivelling spout



Hygiene: PVC flexible, scale-resistant spray

