

Wall-mounted pre-rinse set with mixer and telescopic spout

Ref. G6432

With bib tap and swivelling telescopic spout

2025 UK public price excluding VAT: £782.10

DESCRIPTION

Wall-mounted pre-rinse set with mixer and telescopic spout - Ref. G6432

Complete pre-rinse set with bib tap suitable for intensive use in professional kitchens.

Wall-mounted F3/4" mixer with 150mm centres with:

- valve heads with control knobs.
- non-return valves integrated in the mixer.

Bib tap with telescopic, swivelling spout L. 200-290mm.

- 20 lpm flow rate at the outlet.
- valve heads with control knobs.

White hand spray with adjustable jet with 9 lpm flow rate at the outlet (ref. 433000).

Scale-resistant hand spray with shock-resistant tip.

White, reinforced, food-grade flexible hose L. 0.95m.

3/4" brass column.





Adjustable wall bracket.

Stainless steel spring guide.

30-year warranty.

TECHNICAL CHARACTERISTICS

Wall-mounted pre-rinse set with mixer and telescopic spout - Ref. G6432

Connector	F3/4"
Height	840 - 910mm
Drop height	185 - 325mm
Flow rate	20 lpm with the bib tap; 9 lpm via the hand spray
Width to the wall	35 - 162mm
Finish	Chrome-plated brass
Norms	ACS  
Warranty	
Repairability	



ADVANTAGES



Rapid fill: full flow rate 20 lpm



Telescopic, swivelling rapid-fill spout



Increased resistance: water-free valve heads



Anti-torsion rotating nut and PVC sheath

