

Deck-mounted twin hole mixer - 45 lpm

Ref. G65603

Swivelling over spout H. 300mm L. 340mm

2024 UK public price excluding VAT: £360.33

DESCRIPTION

Deck-mounted twin hole mixer - 45 lpm - Ref. G65603

Deck-mounted twin hole mixer, M1/2" with 100 - 240mm adjustable centres. Swivelling, tubular spout Ø 22mm H. 340mm L. 300mm with star-shaped flow straightener.

Water-free, guided valve heads with control knobs.

Flow rate 45 lpm at 3 bar.

Spout with smooth interior.

Chrome-plated brass body and spout.





Reinforced fixings.

Can be installed close to the splashback.

30-year warranty.

TECHNICAL CHARACTERISTICS

Deck-mounted twin hole mixer - 45 lpm - Ref. G65603

Connector	M1/2"
Height	420mm
Drop height	340mm
Spout length	300mm
Flow rate	45 lpm
Finish	Chrome-plated brass
Norms	ACS  
Warranty	
Repairability	



ADVANTAGES



Flow rate 45 lpm



Chrome-plated brass body and spout



Can be installed close to splashback



Spout with smooth interior

