

# Wall-mounted twin hole mixer - 30 lpm

Ref. G6679

Telescopic spout L. 200 - 290mm

2024 UK public price excluding VAT: £254.38



## DESCRIPTION

Wall-mounted twin hole mixer - 30 lpm - Ref. G6679

Wall-mounted twin hole mixer with telescopic, swivelling spout Ø 22mm L. 200 - 290mm.

Star-shaped flow straightener.

Water-free, guided valve heads with control knobs.

Flow rate 30 lpm at 3 bar.

Chrome-plated brass body and spout.

Mixer can be installed with the spout above or below.

Wall connectors not included.

30-year warranty.

## ADVANTAGES



Rapid fill: flow rate 30 lpm






Body and spout in chrome-plated brass



For a clear work surface

## TECHNICAL CHARACTERISTICS

Wall-mounted twin hole mixer - 30 lpm - Ref. G6679

Connector	F3/4"
Height	165mm
Length	min: 275mm
Spout length	200 - 290mm
Flow rate	30 lpm
Finish	Chrome-plated brass
Norms	ACS  
Warranty	
Repairability	