


Wall-mounted twin hole mixer - 60 lpm

Ref. 5645T2

Swivelling under spout L. 200mm

2025 UK public price excluding VAT: £329.71



DESCRIPTION

Wall-mounted twin hole mixer - 60 lpm - Ref. 5645T2

Wall-mounted twin hole mixer with swivelling, tubular under spout Ø 22mm L. 200mm with star-shaped brass flow straightener.
 Water-free, guided valve heads with reinforced mechanisms.
 Shock-resistant, ergonomic ball levers.
 Flow rate 60 lpm at 3 bar achieved within 90°.
 Full flow rate 90 lpm at 3 bar.
 Spout with smooth interior.
 One-piece body and spout made from chrome-plated brass.
 M1/2" M3/4" offset connectors supplied with escutcheons.
 Suitable for disposal sinks.
 30-year warranty.

ADVANTAGES



Flow rate 60 lpm within first 90°







One-piece body and spout in chrome-plated brass



Helps create clear work surfaces

TECHNICAL CHARACTERISTICS

Wall-mounted twin hole mixer - 60 lpm - Ref. 5645T2

| | |
|-------------------|---|
| Connector | M1/2" |
| Spout length | 200mm |
| Flow rate | 60 lpm |
| Width to the wall | 57mm |
| Finish | Chrome-plated brass |
| Norms | ACS   |
| Warranty |  |
| Repairability |  |

