

Mechanical mixer for sinks or troughs

Ref. 2510T

Single hole mechanical mixer with swivelling spout H. 155mm L. 230mm

2024 UK public price excluding VAT: £212.38







DESCRIPTION

Mechanical mixer for sinks or troughs - Ref. 2510T




Deck-mounted mechanical sink mixer.
 Single hole mechanical mixer with swivelling spout H. 155mm L. 230mm fitted with hygienic flow straightener.
 Spout suitable for fitting a BIOFIL point-of-use filter.
 Ø 40mm standard ceramic cartridge with pre-set maximum temperature limiter.
 Body and spout with smooth interiors.
 Body and spout made from chrome-plated brass.
 Flow rate limited to 9 lpm at 3 bar.
 Solid control lever.
 Supplied with PEX flexibles F3/8".
 Fixing reinforced by 2 stainless steel rods.
 Mechanical mixer ideal for healthcare facilities, retirement and care homes, hospitals and clinics.
 Single hole mixer suitable for people with reduced mobility.
 30-year warranty.

ADVANTAGES

-  Hygiene: smooth interior reduces bacteria
-  Pre-set maximum temperature limiter
-  Ergonomic: solid lever is easy to grip
-  Comfort: optimum drop height and spout projection

TECHNICAL CHARACTERISTICS

Mechanical mixer for sinks or troughs - Ref. 2510T

Connector	F3/8"
Height	177mm
Drop height	155mm
Spout length	230mm
Flow rate	9 lpm at 3 bar
Temperature limiter	Yes
Finish	Chrome-plated brass
Norms	ACS  
Warranty	
Repairability	