

BINOPTIC electronic tap

Ref. 37801515

Mains supply, Ø 15mm compression fittings

2024 UK public price excluding VAT: £428.34






DESCRIPTION

BINOPTIC electronic tap - Ref. 37801515





Deck-mounted electronic basin tap:
 Independent IP65 electronic control unit.
 230/12V mains supply with transformer.
 Flow rate pre-set at 3 lpm at 3 bar, can be adjusted from 1.4 to 6 lpm.
 Scale-resistant flow straightener.
 Adjustable duty flush (pre-set flush ~60 seconds every 24hr after last use).
 Active, infrared movement detection, sensor at the end of the spout optimises detection.
 Chrome-plated solid brass body.
 PEX flexible with filter, solenoid valve and Ø 15mm compression fittings.
 Fixing reinforced by 2 stainless steel rods.
 Anti-blocking security.
 Spout with a smooth interior and low volume of water (limits bacterial niches).
 Suitable for people with reduced mobility.
 30-year warranty.

TECHNICAL CHARACTERISTICS

BINOPTIC electronic tap - Ref. 37801515

Supply	230/12V mains supply
Connector	M1/2" Ø 15mm
Technology	Electronic
Drop height	90mm
Spout length	125mm
Flow rate	3 lpm
Norms	 
Warranty	

ADVANTAGES

-  Exceptional water savings: 90%
-  Hygiene: no manual contact
-  Duty flush limits bacterial proliferation
-  LED diagnostic aid

