

## BINOPTIC electronic tap

Ref. 47801515

Battery-operated, Ø 15mm compression fittings

2024 UK public price excluding VAT: £519.31



### DESCRIPTION

**BINOPTIC electronic tap - Ref. 47801515**





Deck-mounted electronic basin tap:  
 Independent IP65 electronic control unit.  
 123 6V Lithium battery.  
 Flow rate pre-set at 3 lpm at 3 bar, can be adjusted from 1.4 to 6 lpm.  
 Scale-resistant flow straightener.  
 Adjustable duty flush (pre-set flush ~60 seconds every 24 hours after last use).  
 Active, infrared movement detection, sensor at the end of the spout optimises detection.  
 Chrome-plated solid brass body.  
 PEX flexible with filter, solenoid valve and Ø 15mm compression fittings.  
 Fixing reinforced by 2 stainless steel rods.  
 Anti-blocking security.  
 Spout with a smooth interior and low volume of water (limits bacterial niches).  
 Suitable for people with reduced mobility.  
 30-year warranty.

### TECHNICAL CHARACTERISTICS

**BINOPTIC electronic tap - Ref. 47801515**

Supply	6V battery
Connector	M1/2" Ø 15mm
Technology	Electronic
Drop height	90mm
Spout length	125mm
Flow rate	3 lpm
Warranty	

### ADVANTAGES

-  Exceptional water savings: 90%
-  Hygiene: no manual contact
-  Duty flush limits bacterial proliferation
-  LED diagnostic aid

