

## BINOPTIC electronic tap

Ref. 379ENC15

Mains supply, Ø 15mm conical inlets

2025 UK public price excluding VAT: £463.11




### DESCRIPTION

**BINOPTIC electronic tap - Ref. 379ENC15**





Recessed electronic basin tap:  
 Independent IP65 electronic control unit.  
 230/12V mains supply with transformer.  
 Flow rate pre-set at 3 lpm at 3 bar, can be adjusted from 1.4 to 6 lpm.  
 Scale-resistant flow straightener.  
 Duty flush (pre-set flush ~60 seconds every 24 hours after last use).  
 Active, infrared movement detection, sensor at the end of the spout optimises detection.  
 Filter, solenoid valve and Ø 15mm conical inlet.  
 Chrome-plated solid brass body.  
 Chrome-plated spout L. 200mm for recessed installation.  
 Anti-blocking security.  
 Spout with a smooth interior and low water volume (limits bacterial niches).  
 30-year warranty.

### TECHNICAL CHARACTERISTICS

**BINOPTIC electronic tap - Ref. 379ENC15**

Supply	230/12V mains supply
Connector	M1/2" Ø 15mm
Technology	Electronic
Spout length	200mm
Flow rate	3 lpm
Norms	 
Warranty	

### ADVANTAGES

- 
Exceptional water savings: 90%
- 
Hygiene: no manual contact
- 
Duty flush limits bacterial proliferation
- 
LED diagnostic aid

