

BINOPTIC electronic tap

Ref. 379DER15

Mains supply, Ø 15mm conical inlet

2025 UK public price excluding VAT: £451.39







DESCRIPTION

BINOPTIC electronic tap - Ref. 379DER15

Cross wall electronic basin tap:
 Independent IP65 electronic control unit.
 230/12V mains supply with transformer.
 Flow rate pre-set at 3 lpm at 3 bar, can be adjusted from 1.4 to 6 lpm.
 Scale-resistant flow straightener.
 Adjustable duty flush (pre-set flush ~60 seconds every 24 hours after last use).
 Active, infrared movement detection, sensor at the end of the spout optimises detection.
 Filter, solenoid valve and Ø 15mm conical inlet.
 Chrome-plated solid brass body.
 Chrome-plated spout L. 205mm for cross wall installation ≤ 190mm.
 Sensor cable, flexibles and mounting all pass through the same hole.
 Anti-blocking security.
 Spout with a smooth interior and low water volume (limits bacterial niches).
 30-year warranty.

ADVANTAGES

-  Exceptional water savings: 90%
-  Hygiene: no manual contact
-  LED diagnostic aid
-  Duty flush limits bacterial proliferation

TECHNICAL CHARACTERISTICS

BINOPTIC electronic tap - Ref. 379DER15

Supply	230/12V mains supply
Connector	M1/2" Ø 15mm
Technology	Electronic
Spout length	205mm
Flow rate	3 lpm
Norms	 
Warranty	

