

Be-line® T-shaped shower grab bar with sliding vertical rail

Ref. 511944C

Metallised anthracite powder-coated aluminium

2025 UK public price excluding VAT: £243.98

DESCRIPTION

Be-line® T-shaped shower grab bar with sliding vertical rail - Ref. 511944C

Be-line® T-shaped grab bar Ø 35mm for showers with sliding vertical rail. Use as a shower rail and to support people with reduced mobility in an upright position.

Helps and secures entry and movement in the shower. Use as a shower rail by adding a shower head holder and/or soap dish. Upright position can be adjusted during installation: can be moved to the left or the right in order to adapt the space (positioning of shower, depth of shower seat...).

Aluminium tube thickness 3mm. Solid aluminium fixing points. Rounded profile Ø 35mm with ergonomic flat front face that prevents rotation for an optimal grip.

Metallised anthracite powder-coated aluminium provides a good visual contrast with light-coloured walls.

Uniform surface for easy maintenance and hygiene.

38mm gap between the bar and the wall: minimal space prevents the forearm passing between the bar and the wall, reducing the risk of fracture in case of loss of balance.

Concealed fixings.

Supplied with Ø 8 x 70mm stainless steel screws for concrete walls.





Dimensions: 1,130 x 500mm.

Tested to over 200kg. Maximum recommended user weight: 135kg.

30-year warranty. CE marked.

TECHNICAL CHARACTERISTICS

Be-line® T-shaped shower grab bar with sliding vertical rail - Ref. 511944C

Height	1,130mm
Length	500mm
Diameter	Ø 35mm
Width to the wall	38mm
Thickness	3mm
Finish	Metallised anthracite powder-coated aluminium
Norms	 
Warranty	
Repairability	



ADVANTAGES



Innovative design suitable for all users



Upright position can be adjusted



Comfort: ergonomic flat face prevents rotation



Tested to over 200kg

