

Shower riser column with EP mechanical mixer

Ref. 2539EPKIT

Shower riser column with pressure-balancing

2024 UK public price excluding VAT: £386.28



DESCRIPTION

Shower riser column with EP mechanical mixer - Ref. 2539EPKIT

SECURITHERM shower kit:

Shower riser column with single control mechanical mixer.

- Wall-mounted shower kit with EP shower mixer.

- Ø 40mm ceramic cartridge with pressure-balancing (EP) and pre-set maximum temperature limiter.

Total anti-scalding safety: HW flow rate is reduced if CW supply fails (and vice versa).

Constant temperature regardless of pressure and flow rate variations.

Flow rate regulated at 9 lpm.

Chrome-plated brass body with sculptured control lever.

M½" shower outlet with integrated non-return valve.

Mixer with 2 offset STOP/CHECK wall connectors M1/2" M3/4" ideal for hospitals.

Filters and non-return valves.

- Sliding shower head (ref. 813) on a chrome-plated riser rail (ref. 821) with soap dish and flexible hose (ref. 834T1).

- Shower hose retaining collar (ref. 830).





Shower and riser rail ideal for healthcare facilities, nursing homes, hospitals and clinics.

Suitable for people with reduced mobility.

30-year warranty.

TECHNICAL CHARACTERISTICS

Shower riser column with EP mechanical mixer - Ref. 2539EPKIT

Connector	M1/2"
Technology	SECURITHERM EP
Width	175mm
Flow rate	9 lpm
Temperature limiter	39°C
Finish	Chrome-plated brass
Norms	ACS  
Warranty	
Repairability	

ADVANTAGES



HW flow rate reduced if CW fails



Pressure-balancing: constant temperature



Ergonomic: sculptured lever is easy to grip



Water saving: flow rate regulated at 9 lpm

