

BINOPTIC MIX electronic mixer

Ref. 388MCHLH15

Mains supply, Ø 15mm compression fittings

2024 UK public price excluding VAT: £595.71



DESCRIPTION

BINOPTIC MIX electronic mixer - Ref. 388MCHLH15





Deck-mounted electronic basin mixer:
 Independent IP65 electronic unit.
 230/12V mains supply with transformer.
 Flow rate pre-set at 3 lpm at 3 bar, can be adjusted from 1.4 - 6 lpm.
 Scale-resistant flow straightener.
 Adjustable duty flush (pre-set at 60 seconds every 24 hours after the last use).
 Optimised active infrared presence detection at the end of the spout.
 Body in chrome-plated brass.
 PEX flexibles with filters and Ø 15mm compression fittings.
 Fixings reinforced by 2 stainless steel rods.
 Anti-blocking security.
 Spout with smooth interior and low water volume (reduces niches where bacteria can develop).
 Side temperature control lever with long lever and adjustable maximum temperature limiter.
 Drop height: 170mm, for semi-recessed basins.
 Suitable for people with reduced mobility.
 30-year warranty.

TECHNICAL CHARACTERISTICS

BINOPTIC MIX electronic mixer - Ref. 388MCHLH15

Supply	230/12V mains supply
Connector	M1/2" Ø 15mm
Technology	Electronic
Drop height	170mm
Spout length	175mm
Flow rate	3 lpm
Norms	 
Warranty	

ADVANTAGES

-  Exceptional water savings: 90%
-  Hygiene: no manual contact
-  Anti-bacterial duty flush
-  LED diagnostic aid

