

BINOPTIC MIX electronic mixer

Ref. 488MCHLH15

Battery-operated, Ø 15mm compression fittings

2024 UK public price excluding VAT: £704.65





DESCRIPTION

BINOPTIC MIX electronic mixer - Ref. 488MCHLH15





Deck-mounted electronic basin mixer:
 Independent IP65 electronic control unit.
 123 6V Lithium batteries.
 Flow rate pre-set at 3 lpm at 3 bar, can be adjusted from 1.4 - 6 lpm.
 Scale-resistant flow straightener.
 Adjustable duty flush (pre-set flush 60 seconds every 24 hours after last use).
 Active, infrared presence detection, sensor at the end of the spout optimises detection.
 Chrome-plated brass body.
 PEX flexibles with filters and solenoid valve Ø 15mm compression fittings.
 Fixing reinforced by 2 stainless steel rods.
 Anti-blocking security.
 Spout with smooth interior and low water volume (reduces bacterial development).
 Side temperature control with long lever and adjustable maximum temperature limiter.
 Drop height: 170mm for semi-recessed washbasins.
 Suitable for people with reduced mobility.
 30-year warranty.

TECHNICAL CHARACTERISTICS

BINOPTIC MIX electronic mixer - Ref. 488MCHLH15

Supply	6V batteries
Connector	M1/2" Ø 15
Technology	Electronic
Drop height	170mm
Spout length	175mm
Flow rate	3 lpm
Norms	
Warranty	

ADVANTAGES

-  Exceptional water savings: 90%
-  Hygiene: no manual contact
-  Anti-bacterial duty flush
-  LED diagnostic aid

