

BINOPTIC electronic tap

Ref. 49801515

Battery-operated, Ø 15mm compression fittings

2024 UK public price excluding VAT: £590.05





DESCRIPTION

BINOPTIC electronic tap - Ref. 49801515





Deck-mounted electronic basin tap:
 Independent IP65 electronic control unit.
 Battery-operated with 123 6V Lithium batteries.
 Flow rate pre-set at 3 lpm at 3 bar, can be adjusted from 1.4 - 6 lpm.
 Scale-resistant flow straightener.
 Adjustable duty flush (pre-set flush ~60 seconds every 24 hours after last use).
 Active, infrared presence detection, sensor at the end of the spout optimises detection.
 Chrome-plated brass body.
 PEX flexible with filter and solenoid valve Ø 15mm.
 Fixing reinforced by 2 stainless steel rods.
 Anti-blocking security.
 Spout with smooth interior and low water volume (reduces bacterial development).
 Drop height: 250mm for countertop washbasins.
 Suitable for people with reduced mobility.
 30-year warranty.

TECHNICAL CHARACTERISTICS

BINOPTIC electronic tap - Ref. 49801515

Supply	6V batteries
Connector	M1/2" Ø 15
Technology	Electronic
Drop height	250mm
Spout length	185mm
Flow rate	3 lpm
Norms	
Warranty	

ADVANTAGES

-  Exceptional water savings: 90%
-  Hygiene: no manual contact
-  Duty flush limits bacterial proliferation
-  LED diagnostic aid

