

Mechanical mixer for sinks or troughs

Ref. 2510

Single hole mechanical mixer with swivelling spout H. 155mm L. 230mm

2024 UK public price excluding VAT: **£212.38**

DESCRIPTION

Mechanical mixer for sinks or troughs - Ref. 2510

Deck-mounted mechanical sink mixer.
 Single hole mixer with swivelling spout H. 155mm L. 230mm fitted with hygienic flow straightener.
 Spout suitable for fitting a BIOFIL point-of-use filter.
 Ø 40mm standard ceramic cartridge with pre-set maximum temperature limiter.
 Body and spout with smooth interiors.
 Body and spout made from chrome-plated brass.
 Flow limited to 9 lpm at 3 bar.
 Sculptured control lever.
 Supplied with PEX flexibles F3/8".
 Fixing reinforced by 2 stainless steel rods.
 Mechanical mixer ideal for healthcare facilities, retirement and care homes, hospitals and clinics.
 Single hole mixer suitable for people with reduced mobility.
 30-year warranty.





TECHNICAL CHARACTERISTICS

Mechanical mixer for sinks or troughs - Ref. 2510

| | |
|---------------------|------------------------|
| Connector | F3/8" |
| Height | 178mm |
| Drop height | 155mm |
| Spout length | 230mm |
| Flow rate | 9 lpm at 3 bar |
| Temperature limiter | Yes |
| Finish | Chrome-plated brass |
| Norms | ACS NF |
| Warranty | 30 YEAR WARRANTY |
| Repairability | 50 YEARS REPAIRABILITY |



ADVANTAGES

-  Hygiene: smooth interior reduces bacteria
-  Pre-set maximum temperature limiter
-  Ergonomic sculptured control lever is easy to grip
-  Comfort: optimum drop height and spout projection

