

TEMPOFLUX 2 control plate for WCs

Ref. 578222

Soft-touch operation time flow valve, 3L/6L dual flush

2025 UK public price excluding VAT: £91.78





DESCRIPTION

TEMPOFLUX 2 control plate for WCs - Ref. 578222





Control plate for TEMPOFLUX 2 time flow direct flush, kit 2/2:
 Flush system without cistern, directly connected to pipework.
 Ø 195mm chrome-plated metal wall plate.
 Concealed mechanical fixing of the wall plate.
 3L/6L dual flush can be adjusted to 2L/4L.
 Soft-touch operation.
 For walls 10 - 35mm.
 Upstream supply pipes: minimum Ø 20mm required at all points (including connectors).
 Base flow rate: 1L/sec at 1 bar dynamic pressure.
 Complies with European standard EN 12541 class II.
 30-year warranty.
 Order with frame system references 578305DE or 578405DE.

TECHNICAL CHARACTERISTICS

TEMPOFLUX 2 control plate for WCs - Ref. 578222

Connector	¾"
Technology	Time flow
Depth	Walls from 10 to 35mm
Flow rate	3L/6L or 2L/4L
Diameter	Ø 195mm
Finish	Chrome-plated metal
Norms	
Warranty	

ADVANTAGES

-  Soft-touch operation
-  Direct flush: no water stagnation
-  Flush is instantly available
-  3L/6L dual flush, can be adjusted to 2L/4L

