

Recessed shower mixer with pressure-balancing and angled outlet

Ref. 2551EP

Mechanical pressure-balancing mixer in a waterproof housing, kit 2/2

2024 UK public price excluding VAT: £331.29

DESCRIPTION

Recessed shower mixer with pressure-balancing and angled outlet - Ref. 2551EP

Mechanical shower mixer with pressure-balancing which can be recessed; with angled outlet, kit 2/2.

Single control mixer with Ø 40mm ceramic cartridge with pressure-balancing. Pre-set maximum temperature limiter.

Mixer with anti-scalding safety: HW flow rate reduced if CW supply fails (and vice versa).

Stable temperature regardless of variations in pressure and flow rate in the system.

Thermal shocks are easy to undertake without removing the control lever or shutting off the cold water.

Flow rate regulated at 9 lpm (mixer only), 6 lpm at 3 bar with shower head. Solid control lever.

Filters and non-return valves on the inlets.

Order a wall-mounted outlet or shower head to complete.

Bright polished stainless steel cover plate 166 x 166mm with wall-mounted angled outlet.

Mechanical shower mixer with SECURITHERM pressure-balancing ideal for healthcare facilities, retirement and care homes, hospitals and clinics.





Mixer suitable for people with reduced mobility.

Mixer with 30-year warranty.

Order with a waterproof recessing housing ref. 254CBOX.

TECHNICAL CHARACTERISTICS

Recessed shower mixer with pressure-balancing and angled outlet - Ref. 2551EP

Supply	1/2"
Technology	SECURITHERM EP mixer
Height	166mm
Width	166mm
Flow rate	Flow rate regulated at 9 lpm (mixer only), 6 lpm at 3 bar with shower head
Temperature limiter	Yes
Finish	Chrome-plated brass
Norms	ACS   
Warranty	



ADVANTAGES



HW flow rate reduced if CW supply fails



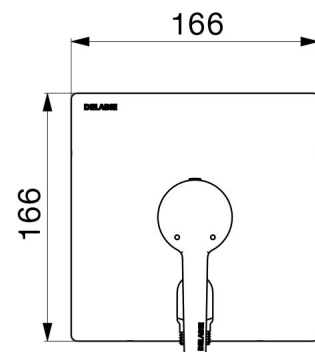
EP: reduces temperature variations



Thermal shock without removing control lever



100% waterproof: angled outlet on the wall plate



Repairability

