

BINOPTIC MIX 2 electronic basin mixer

Ref. 482010

Mains, cross wall 100mm, stopcocks, L. 220mm

2024 UK public price excluding VAT: £504.40







DESCRIPTION

BINOPTIC MIX 2 electronic basin mixer - Ref. 482010

Cross wall chrome-plated electronic basin mixer:
 230/6V mains supply.
 Reduced-stagnation solenoid valve and electronic unit are integrated into the body of the mixer.
 Flow rate pre-set at 3 lpm at 3 bar, can be adjusted from 1.4 - 6 lpm.
 Scale-resistant aerator.
 Adjustable duty flush (pre-set flush ~60 seconds every 24 hours after last use).
 Wall-mounted stainless steel mixer.
 Sensor at the end of the spout optimises presence detection.
 Anti-blocking security.
 Spout with smooth interior and low water volume (reduces bacterial development).
 Side temperature control with adjustable maximum temperature limiter.
 Set presence detection range, duty flush and launch thermal shocks manually.
 Suitable for people with reduced mobility.
 30-year warranty.

ADVANTAGES

-  Exceptional water savings: 90%
-  Hygiene: no manual contact
-  Anti-bacterial proliferation duty flush
-  LED diagnostic aid

TECHNICAL CHARACTERISTICS

BINOPTIC MIX 2 electronic basin mixer - Ref. 482010

Supply	230/6V mains supply
Connector	F3/8"
Technology	Electronic
Spout length	220mm
Flow rate	3 lpm
Finish	Chrome-plated
Warranty	