

# BINOPTIC 2 electronic tap

Ref. 384110

Mains, recessed, L. 220mm

2024 UK public price excluding VAT: £424.75




## DESCRIPTION

**BINOPTIC 2 electronic tap - Ref. 384110**





Recessed chrome-plated electronic basin tap:  
 230/6V mains supply.  
 Reduced-stagnation solenoid valve and electronic unit are integrated into the body of the tap.  
 Flow rate pre-set at 3 lpm at 3 bar, can be adjusted from 1.4 - 6 lpm.  
 Scale-resistant aerator.  
 Adjustable duty flush (pre-set flush ~60 seconds every 24 hours after last use).  
 Wall-mounted stainless steel tap.  
 Presence detection sensor at the end of the spout optimises detection.  
 Anti-blocking security.  
 Spout with smooth interior and low water volume (reduces bacterial development).  
 Set detection distance, duty flush and launch thermal shocks manually.  
 Suitable for people with reduced mobility.  
 30-year warranty.

## TECHNICAL CHARACTERISTICS

**BINOPTIC 2 electronic tap - Ref. 384110**

Supply	230/6V mains supply
Connector	M $\frac{1}{2}$ "
Technology	Electronic
Spout length	220mm
Flow rate	3 lpm
Finish	Chrome-plated
Norms	<b>ACS</b>
Warranty	

## ADVANTAGES

-  Exceptional water savings: 90%
-  Hygiene: no manual contact
-  Anti-bacterial proliferation duty flush
-  LED diagnostic aids

