

## BINOPTIC 2 electronic tap

Ref. 373110E

Mains, deck-mounted, H. 100mm, Bluetooth®

2024 UK public price excluding VAT: £517.67




### DESCRIPTION

#### BINOPTIC 2 electronic tap - Ref. 373110E





Deck-mounted chrome-plated electronic basin tap:  
230/6V mains supply.  
Reduced stagnation solenoid valve and electronic unit integrated into the body of the tap.  
Flow rate pre-set at 3 lpm at 3 bar, can be adjusted from 1.4 to 6 lpm.  
Scale-resistant aerator.  
Adjustable duty flush (~60 seconds every 24 hours after the last use).  
Stainless steel tap, 100mm high for inset basins.  
Presence detection sensor at the end of the spout optimises detection.  
PEX flexible with filter.  
Fixing reinforced by 2 stainless steel rods.  
Anti-blocking security.  
Smooth interior spout with low water volume (limits bacterial niches).  
Set detection distance, duty flush and launch thermal shocks manually.  
Bluetooth® version: advanced settings and operating data download via DELABIE Connect app.  
Suitable for people with reduced mobility.  
30-year warranty.

### TECHNICAL CHARACTERISTICS

#### BINOPTIC 2 electronic tap - Ref. 373110E

Supply	230/6V mains supply
Connector	M3/8"
Technology	Electronic
Drop height	100mm
Flow rate	3 lpm
Finish	Chrome-plated
Norms	ACS
Warranty	

### ADVANTAGES

-  Exceptional water savings: 90%
-  Hygiene: no manual contact
-  Anti-bacterial proliferation duty flush
-  Easy to configure & monitor operation

