

# BINOPTIC MIX 2 electronic basin mixer

Ref. 474110E

Mains, deck-mounted, H. 170mm, Bluetooth®

2024 UK public price excluding VAT: £610.58




## DESCRIPTION

**BINOPTIC MIX 2 electronic basin mixer - Ref. 474110E**





Deck-mounted chrome-plated electronic basin mixer:  
 230/6V mains supply.  
 Reduced stagnation solenoid valve and electronic unit integrated into the body of the mixer.  
 Flow rate pre-set at 3 lpm at 3 bar, can be adjusted from 1.4 to 6 lpm.  
 Scale-resistant aerator.  
 Adjustable duty flush (~60 seconds every 24 hours after the last use).  
 Stainless steel mixer, 170mm high for semi-recessed basins.  
 Sensor at the end of the spout optimises detection.  
 PEX flexibles F3/8" with filters and non-return valves  
 Fixing reinforced by 2 stainless steel rods.  
 Anti-blocking security.  
 Smooth interior spout with low water volume (limits bacterial niches).  
 Side temperature control with adjustable maximum temperature limiter.  
 Set detection distance, duty flush and launch thermal shocks manually.  
 Bluetooth® version: advanced settings and operating data download via DELABIE Connect app.  
 Suitable for people with reduced mobility.  
 30-year warranty.

## TECHNICAL CHARACTERISTICS

**BINOPTIC MIX 2 electronic basin mixer - Ref. 474110E**

Supply	230/6V mains supply
Connector	M3/8"
Technology	Electronic
Drop height	170mm
Flow rate	3 lpm
Finish	Chrome-plated
Norms	<b>ACS</b>
Warranty	

## ADVANTAGES

-  90% water savings
-  Hygiene: no manual contact
-  Anti-bacterial proliferation duty flush
-  Easy to configure & monitor operation

