

BINOPTIC MIX 2 electronic basin mixer

Ref. 484010E

Mains, recessed, stopcocks, L. 240mm, Bluetooth®

2024 UK public price excluding VAT: £690.23




DESCRIPTION

BINOPTIC MIX 2 electronic basin mixer - Ref. 484010E





Recessed chrome-plated electronic basin mixer:
 230/6V mains supply.
 Reduced-stagnation solenoid valve and electronic unit are integrated into the body of the mixer.
 Flow rate pre-set at 3 lpm at 3 bar, can be adjusted from 1.4 - 6 lpm.
 Scale-resistant aerator.
 Adjustable duty flush (pre-set flush ~60 seconds every 24 hours after last use).
 Wall-mounted stainless steel mixer.
 Presence detection sensor at the end of the spout optimises detection.
 Anti-blocking security.
 Spout with smooth interior and low water volume (reduces bacterial development).
 Side temperature control with adjustable maximum temperature limiter on mixers.
 Set detection distance, duty flush and launch thermal shocks manually.
 Bluetooth® version: advanced settings and operating data download via DELABIE Connect app.
 Suitable for people with reduced mobility.
 30-year warranty.

TECHNICAL CHARACTERISTICS

BINOPTIC MIX 2 electronic basin mixer - Ref. 484010E

Supply	230/6V mains supply
Connector	M½"
Technology	Electronic
Spout length	240mm
Flow rate	3 lpm
Finish	Chrome-plated
Norms	ACS
Warranty	

ADVANTAGES

-  Exceptional water savings: 90%
-  Hygiene: no manual contact
-  Anti-bacterial proliferation duty flush
-  Easy to configure & monitor operation

