

BINOPTIC 2 electronic tap

Ref. 37300615

Batteries, deck-mounted, stopcock, H. 100mm

2024 UK public price excluding VAT: £441.75







DESCRIPTION

BINOPTIC 2 electronic tap - Ref. 37300615

Deck-mounted satin electronic basin tap:
 Operated by CR123 6V Lithium batteries.
 Reduced-stagnation solenoid valve and electronic unit are integrated into the body of the tap.
 Flow rate pre-set at 3 lpm at 3 bar, can be adjusted from 1.4 to 6 lpm.
 Scale-resistant aerator.
 Adjustable duty flush (pre-set flush ~60 seconds every 24 hours after last use).
 Stainless steel tap, height 100mm for recessed washbasins.
 Sensor at the end of the spout optimises presence detection.
 PEX flexible with stopcock, filter and conical inlet Ø 15mm..
 Fixing reinforced by 2 stainless steel rods.
 Anti-blocking security.
 Spout with smooth interior and low water volume (reduces bacterial development).
 Set presence detection range, duty flush and launch thermal shocks manually.
 Suitable for people with reduced mobility.
 30-year warranty.

ADVANTAGES

-  Total hygiene: no manual contact
-  90% water savings
-  Anti-bacterial proliferation duty flush
-  Sleek design

TECHNICAL CHARACTERISTICS

BINOPTIC 2 electronic tap - Ref. 37300615

Supply	6V batteries
Connector	M½" Ø 15mm
Technology	Electronic
Drop height	100mm
Flow rate	3 lpm
Finish	Satin
Warranty	