

BINOPTIC 2 electronic tap

Ref. 37301015

Mains, deck-mounted, stopcock, H. 100mm

2024 UK public price excluding VAT: £441.75




DESCRIPTION

BINOPTIC 2 electronic tap - Ref. 37301015





Deck-mounted chrome-plated electronic basin tap:
230/6V mains supply.
Reduced stagnation solenoid valve and electronic unit integrated into the body of the tap.
Flow rate pre-set at 3 lpm at 3 bar, can be adjusted from 1.4 to 6 lpm.
Scale-resistant aerator.
Adjustable duty flush (~60 seconds every 24 hours after the last use).
Stainless steel tap, 100mm high for inset basins.
Sensor at the end of the spout optimises presence detection.
PEX flexible with stopcock, filter and conical inlet Ø 15mm.
Fixing reinforced by 2 stainless steel rods.
Anti-blocking security.
Smooth interior spout with low water volume (limits bacterial niches).
Set presence detection range, duty flush and launch thermal shocks manually.
Suitable for people with reduced mobility.
30-year warranty.

TECHNICAL CHARACTERISTICS

BINOPTIC 2 electronic tap - Ref. 37301015

| | |
|-------------|---|
| Supply | 230/6V mains supply |
| Connector | M½" Ø 15mm |
| Technology | Electronic |
| Drop height | 100mm |
| Flow rate | 3 lpm |
| Finish | Chrome-plated |
| Warranty |  |

ADVANTAGES

-  Exceptional water savings: 90%
-  Hygiene: no manual contact
-  Anti-bacterial proliferation duty flush
-  LED diagnostic aid

