

## BINOPTIC 2 electronic tap

Ref. 37403015

Mains, deck-mounted, stopcock, H. 170mm

2025 UK public price excluding VAT: £550.71




### DESCRIPTION

**BINOPTIC 2 electronic tap - Ref. 37403015**





Deck-mounted chrome-plated matte black electronic basin tap: 230/6V mains supply. Reduced stagnation solenoid valve and electronic unit integrated into the body of the tap. Flow rate pre-set at 3 lpm at 3 bar, can be adjusted from 1.4 to 6 lpm. Scale-resistant aerator. Adjustable duty flush (~60 seconds every 24 hours after the last use). Stainless steel tap, 170mm high for semi-recessed basins. Presence detection sensor at the end of the spout optimises detection. PEX flexible with stopcock, filter and Ø 15mm conical inlet. Fixing reinforced by 2 stainless steel rods. Anti-blocking security. Smooth spout interior with low water volume (reduces bacterial development). Set detection distance, duty flush and launch thermal shocks manually. Suitable for people with reduced mobility. 30-year warranty.

### TECHNICAL CHARACTERISTICS

**BINOPTIC 2 electronic tap - Ref. 37403015**

Supply	230/6V mains supply
Connector	M½" Ø 15mm
Technology	Electronic
Drop height	170mm
Flow rate	3 lpm
Finish	Chrome-plated matte black
Warranty	

### ADVANTAGES

-  Exceptional water savings: 90%
-  Hygiene: no manual contact
-  Anti-bacterial proliferation duty flush
-  LED diagnostic aids

