

# BINOPTIC MIX 2 electronic basin mixer

Ref. 47301015

Mains supply, deck-mounted, stopcocks, H. 100mm

2025 UK public price excluding VAT: £529.77




## DESCRIPTION

**BINOPTIC MIX 2 electronic basin mixer - Ref. 47301015**





Deck-mounted chrome-plated electronic basin mixer:  
 230/6V mains supply.  
 Reduced stagnation solenoid valve and electronic unit integrated into the body of the mixer.  
 Flow rate pre-set at 3 lpm at 3 bar, can be adjusted from 1.4 to 6 lpm.  
 Scale-resistant aerator.  
 Adjustable duty flush (~60 seconds every 24 hours after the last use).  
 Stainless steel mixer, 100mm high for inset basins.  
 Presence detection sensor at the end of the spout optimises detection.  
 PEX flexibles with stopcocks, filters, non-return valves and Ø 15mm conical inlets.  
 Fixing reinforced by 2 stainless steel rods.  
 Anti-blocking security.  
 Smooth spout interior with low water volume (reduces bacterial development).  
 Side temperature control with adjustable maximum temperature limiter.  
 Set detection distance, duty flush and launch thermal shocks manually.  
 Suitable for people with reduced mobility.  
 30-year warranty.

## TECHNICAL CHARACTERISTICS

**BINOPTIC MIX 2 electronic basin mixer - Ref. 47301015**

Supply	230/6V mains supply
Connector	M $\frac{1}{2}$ " Ø 15mm
Technology	Electronic
Drop height	100mm
Flow rate	3 lpm
Finish	Chrome-plated
Warranty	

## ADVANTAGES

-  Exceptional water savings: 90%
-  Hygiene: no manual contact
-  Anti-bacterial proliferation duty flush
-  LED diagnostic aids

