

Be-line® corner grab bar 2 walls, matte black

Ref. 511941BK

Matte black powder-coated aluminium

2025 UK public price excluding VAT: £256.44






DESCRIPTION

Be-line® corner grab bar 2 walls, matte black - Ref. 511941BK





Be-Line® corner grab bar Ø 35mm for WCs, showers or baths. Use as a shower rail and to support people with reduced mobility in an upright position. Helps and secures entry and movement in the shower also with getting in and out of the bath. Helps with the transfer from a wheelchair to the toilet seat. Aluminium tube thickness 3mm. Solid aluminium fixing points. Rounded profile Ø 35mm with ergonomic flat front face that prevents rotation for an optimal grip. Matte black powder-coated aluminium finish provides a good visual contrast with the wall. Uniform surface for easy maintenance and hygiene. 38mm gap between the bar and the wall: minimal space prevents the forearm passing between the bar and the wall, reducing the risk of fracture in case of loss of balance. Angled grab bar with concealed fixings. Supplied with stainless steel screws Ø 8 x 70mm for concrete walls. Dimensions: 695 x 695 mm. Tested to over 200kg. Maximum recommended user weight: 135kg. Grab bar with 30-year warranty. CE marked.

TECHNICAL CHARACTERISTICS

Be-line® corner grab bar 2 walls, matte black - Ref. 511941BK

Length	695 mm
Width	695 mm
Diameter	Ø 35mm
Width to the wall	38 mm
Thickness	3 mm
Finish	Matte black powder-coated aluminium
Norms	
Warranty	
Repairability	

ADVANTAGES

-  Innovative design suitable for all users
-  Comfort: ergonomic anti-rotation surface
-  Tested to over 200kg
-  38mm gap between bar and wall: space saving

