

Unit with 3 functions for installation behind a mirror

Ref. 5102051

Electronic tap, soap dispenser and paper towel dispenser

2024 UK public price excluding VAT: £953.75



DESCRIPTION

Unit with 3 functions for installation behind a mirror - Ref. 5102051

Unit with 3 functions: electronic soap dispenser, tap and paper towel dispenser.

Touch-free for improved hygiene: soap dispenser and tap are activated automatically when hands are detected by infrared sensor.

Quick and easy to install:

- Fitted into a cabinet. Fixings on the sides and the back. 304 stainless steel support, 1.2 mm thick.
- A single electrical connection for all the elements: mains supply with 230V / 50-60Hz.
- Water connection in M3/8"
- Supplied with stainless steel screws for concrete or reinforced wood.

Unit with 3 functions:

Automatic soap dispenser:

- No-waste pump dispenser.
- Large capacity tank: 5 litres.
- Suitable for vegetable-based liquid soap with a maximum viscosity of 3,000 mPa.s or specific foam soap.

Electronic basin tap*:

- Reduced stagnation solenoid valve.
- Flow rate pre-set at 3 lpm at 3 bar, can be adjusted from 1.4 to 6 lpm.
- Scale-resistant flow straightener.
- Duty flush (~60 seconds every 24 hours after the last use).
- Stopcock.

Paper towel dispenser:

- Dispenses one sheet at a time.
- Dimensions: 120 x 275 x 360mm.
- Contents: 500 sheets.

Supplied with self-adhesive pictograms to indicate the location of the different functions on the mirror/cabinet: soap, water and paper towels.

Vandal-resistant model with standard DELABIE key.

Anti-blocking: stops automatically if used continuously.

Dimensions: 561 x 183 x 381mm.

Weight: 5 kg.

Mirror cabinet with 30-year warranty.

CE marked.

* We recommend a PREMIX mixer.

ADVANTAGES



3 functions



Easy installation into a cabinet






Hygiene: touch-free



One single electrical supply for all elements

TECHNICAL CHARACTERISTICS

Unit with 3 functions for installation behind a mirror - Ref. 5102051

Supply	Mains: 230V / 50-60Hz recessed
Connector	M3/8"
Technology	Electronic
Height	381mm
Depth	183mm
Width	561mm
Flow rate	Flow rate pre-set at 3 lpm at 3 bar, can be adjusted from 1.4 to 6 lpm
Thickness	1.2mm thick support
Finish	304 stainless steel support
Norms	 
Warranty	
Repairability	