

# DELABIE



Water Controls for **Public**  
and **Commercial Places**



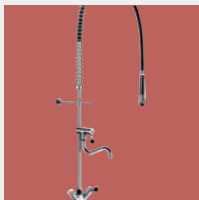
Water Controls for **Healthcare Facilities**  
and **Retirement Homes**



**Accessibility** and Independence  
**Hygienic** Accessories



**Stainless Steel**  
**Sanitary Ware**



Water Controls  
for **Professional Catering**

# PRICE LIST

2025

# DELABIE

UK RECOMMENDED PRICE EXCL. VAT  
FROM 01/01/2025

## CONTACTS

### HEAD OFFICE & PRODUCTION SITE

18, rue du Maréchal Foch  
80130 Friville  
FRANCE

### UK OFFICE

Henderson House  
Hithercroft Road  
Wallingford  
Oxon  
OX10 9DG

[delabie.co.uk](http://delabie.co.uk)

Please contact our Sales Team for details of your local Sales Representative (13 Area Sales Managers cover the UK market).

### SALES

Tel. 01491 824449  
[orders@delabie.co.uk](mailto:orders@delabie.co.uk)

### QUOTES & PROJECTS

Tel. 01491 821822  
[quotes@delabie.co.uk](mailto:quotes@delabie.co.uk)

### TECHNICAL SUPPORT

Tel. 01491 821821  
[technical@delabie.co.uk](mailto:technical@delabie.co.uk)



Certification  
ISO 9001: 2015  
quality management  
systems

## ACS

**Certificate of Sanitary Conformity.**  
All DELABIE products conform to the DWD\* directive, the modified directive of 29/05/1997, the directive of 25/06/2020 and the French Ministry of Health circular DGS/SD7A2002 no. 571 dated 25/11/2002.

\* EU Drinking Water Directive.



## Water Controls for Public and Commercial Places

- Electronic or time flow controls for basins, showers, urinals and WCs
- Thermostatic mixing valves
- Frame systems
- Safety controls



## Water Controls for Healthcare Facilities and Retirement Homes

- Terminal filters
- Water controls for healthcare professionals
- Water controls for patient accommodation
- Sanitary ware
- Safety controls




## Accessibility and Independence Hygienic Accessories

- DOC M packs
- Grab bars
- Shower seats
- Hygienic accessories for public and commercial places



## Stainless Steel Sanitary Ware

- Washbasins - Hand washbasins
- WCs - Urinals
- Shower trays
- Combinations - Surgical sinks - Disposal sinks



## Water Controls for Professional Catering

- Pre-rinse sprays with hand spray
- Mixers for plunger sinks
- Non-contact controls
- Specialist Products

REF.	DESCRIPTION	£ **	REF.	DESCRIPTION	£ **
075050	Repair kit - Air operated valve 1/2" secureflow	114.11	120240	CANAL trough L600 no tap hole right waste 304 satin st steel	386.54
100209	2 x Bumper for CANAL wash trough	29.58	120250	CANAL trough L1200 no tap hole right waste 304 satin st steel	508.56
100240	Splashback L.600 H.300 304 stainless steel satin finish	90.05	120260	CANAL trough L1400 no tap hole right waste 304 satin st steel	546.29
100250	Splashback L.1200 H.300 304 stainless steel satin finish	145.90	120270	TRAPEZ basin no tap hole 304 satin st. steel w/o overflow	387.69
100260	Splashback L.1400 H.300 304 stainless steel satin finish	162.34	120280	CANAL trough L1800 no tap hole right waste 304 satin st steel	638.80
100280	Splashback L.1800 H.300 304 stainless steel satin finish	201.70	120300	CANAL trough L2400 no tap hole right waste 304 satin st steel	755.00
100300	Splashback L.2400 H.300 304 stainless steel satin finish	288.93	120310	CANAL trough L3000 no tap hole right waste 304 satin st steel	850.81
100310	Splashback L.3000 H.300 304 stainless steel satin finish	328.15	120390	DUPLO RP twin basin no tap hole 304 sat st steel w/o overflow	954.16
100409	Bracket for surgical scrub trough	56.82	120400	PMR XS basin vert waste no tap hole 304 satin stainless steel	288.27
100529	WC connection kit, inlet and outlet sleeves	64.28	120430	FRAJU basin no tap hole no overflow 304 st steel satin	387.22
100569	Inlet socket union for squat WC Ø55	45.10	120440	FRAJU PMR basin no tap hole no overflow 304 st steel satin	437.32
100590	LISO urinal divider 304 stainless steel satin	523.77	120470	HEMI inset basin Ø310 304 satin stainless steel w/o overflow	127.24
100600	LISO XL urinal divider 304 stainless steel satin	586.31	120471	HEMI inset basin Ø310 304 bright pol st steel w/o overflow	179.19
100610	TU urinal divider 304 stainless steel satin	328.87	120490	HEMI inset basin Ø385 304 satin stainless steel w/o overflow	153.26
100620	AZA urinal divider 304 stainless steel satin	239.59	120490BK	HEMI inset basin Ø385 matte black st steel w/o overflow	244.52
100620BK	AZA urinal divider matte black stainless steel	357.57	120491	HEMI inset basin Ø385 304 bright pol st steel w/o overflow	204.78
100900	Divider for wall mtd multi urinal 304 stainless steel satin	170.38	120550	MINIMAL basin no tap hole 304 satin st steel w/o overflow	317.90
100910	Divider for L recessed multi urinal 304 stainless steel sat.	224.11	120650	QUADRA basin no tap hole 304 satin st steel without overflow	370.84
100920	Divider for LP free standing urinal 304 stainless steel sat.	162.99	120650BK	QUADRA basin no tap hole matte black st steel w/o overflow	541.43
100930	Trap cover for FRAJU washbasin	136.16	120652	QUADRA counter top basin no taphole 304 SS satin ext pol int	563.15
101309	Silicone membrane for HYBRIMATIC and waterless urinals	49.34	120710	REDO basin no tap hole 304 satin stainless steel w/o overflow	350.46
101619	WC seat no lid S21/700 black polyethylene	142.70	120720	REDO-T basin no tap hole 304 satin st steel w/o overflow	716.75
101P	Hat & coat hook polished stainless steel	17.32	120750	TRIPLO RP 3 basins no tap hole 304 satin st steel w/o overflow	1,330.45
102400	Hinged stainless steel grid for ref 182400	55.44	120800	FACIL basin no tap hole 304 satin stainless steel w/o overflow	327.91
102419	Slim WC seat with lid BCN black Duroplast	67.20	120810	UNITO counter top basin no tap hole no overflow 304 sat SS	390.78
102629	*Slim WC seat with lid white Duroplast (while stock)	67.20	120810BK	UNITO counter top basin no tap hole no o/flow matte black SS	519.83
102819	Slim WC seat with lid S21 black Duroplast	67.20	120830	UNITO wall mtd basin no tap hole no overflow 304 satin SS	390.78
102839	Slim WC seat with lid S21 grey Duroplast	67.20	121130	BOB wall mtd basin right tap hole Ø35 304 st steel sat	422.37
103419	Slim WC seat with soft close lid BCN black Duroplast	80.63	121150	AQUEDUTO wall mtd basin centre hole Ø35 304 st steel satin	779.71
103819	Slim WC seat with soft close lid S21 black Duroplast	80.63	121150BK	AQUEDUTO wall mtd basin centre hole Ø35 matte black st steel	1,062.24
110100	BCN P floor standing WC horizontal inlet 304 st steel satin	1,009.93	121170	BAILA basin Ø35 ctr tap hole 304 satin st. steel w/o overflow	600.16
110110	BCN S wall mtd WC horizontal inlet 304 stainless steel satin	921.04	121180	MINI BAILA basin Ø35 ctr taphole 304 satin st st no overflow	453.55
110112	Wall-hung BCN S WC pan horiz inlet 304 SS satin ext pol int	1,046.63	121180BK	MINI BAILA basin Ø35 ctr tap hole no o/flow matte black SS	682.08
110300	S21 P floor standing WC horizontal inlet 304 st steel satin	1,022.05	121240	CANAL trough L600 Ø22 tap hole right waste 304 satin st steel	386.54
110300BK	S21 P floor standing WC horizontal inlet matte black st st	1,427.53	121250	CANAL trough L1200 2 Ø22 tap holes right waste 304 satin st st	508.56
110310	S21 S wall mtd WC horizontal inlet 304 stainless steel satin	933.27	121260	CANAL trough L1400 2 Ø22 tap holes right waste 304 satin st st	546.29
110310BK	S21 S wall mtd WC horizontal inlet matte black st steel	1,308.62	121270	TRAPEZ basin Ø35 ctr tap hole 304 satin st. steel w/o overflow	387.69
110310PAD	S21 S wall mtd WC 304 SS satin + 2 x Black protective pads	997.16	121280	CANAL trough L1800 3 Ø22 tap holes right waste 304 satin st st	638.80
110390	MONOBLOCO S21 WC 304 stainless steel satin with cistern	1,559.88	121300	CANAL trough L2400 4 Ø22 tap holes right waste 304 satin st st	755.00
110390BK	MONOBLOCO S21 WC matte black stainless steel with cistern	1,984.75	121310	CANAL trough L3000 5 Ø22 tap holes right waste 304 satin st st	850.81
110700	700 P floor standing WC horizontal inlet 304 st steel satin	1,152.81	121360	LAVANDO basin Ø35 left tap hole 304 satin st steel w/o overflow	428.74
110710	700 S wall mtd WC horizontal inlet 304 stainless steel satin	1,126.65	121370	LAVANDO basin Ø35 right tap hole 304 satin st steel w/o overflow	428.74
110710BK	700 S wall mtd WC horizontal inlet matte black st steel	1,581.24	121390	DUPLO RP twin basin Ø35 tap hole 304 sat st steel w/o overflow	954.16
110790	MONOBLOCO 700 PMR WC 304 stainless steel satin with cistern	1,789.87	121430	FRAJU basin Ø35 ctr tap hole 304 satin st. steel w/o overflow	387.22
111300	S21 P floor standing WC vertical inlet 304 satin st steel	1,163.02	121440	FRAJU PMR basin tap hole Ø35 no overflow 304 st steel satin	437.32
111700	700 P floor standing WC vertical inlet 304 satin st steel	1,330.79	121550	MINIMAL basin Ø35 ctr tap hole 304 satin st steel w/o overflow	317.90
113610	Squat WC SHA 700 1 spreader no siphon Ø1" 304 st steel satin	473.21	121710	REDO basin Ø35 ctr tap hole 304 satin st. steel w/o overflow	350.46
113620	Squat WC SHA 700 1 spreader w. siphon Ø1" 304 st steel satin	657.70	121720	REDO-T basin Ø35 ctr tap hole 304 satin st steel w/o overflow	716.75
113710	Squat WC SHA XS 1 spreader no siphon 304 st steel satin	369.04	121750	TRIPLO RP 3 basins Ø35 tap hole 304 sat st steel w/o overflow	1,330.45
113720	Squat WC SHA XS 1 spreader with siphon 304 st steel satin	553.57	121800	FACIL basin Ø35 right tap hole 304 satin st steel w/o overflow	327.91
120110	ALGUI counter top basin no tap hole 304 st steel satin	436.70	121810	UNITO counter top basin Ø35 ctr hole no overflow 304 sat SS	423.99
120110BK	ALGUI counter top basin no tap hole matte black st steel	649.63	121810BK	UNITO ctr top basin Ø35 ctr hole no o/flow matte black SS	583.29
120112	ALGUI counter top basin no tap hole 304 SS satin ext pol int	569.37	121830	UNITO wall mtd basin Ø35 ctr tap hole no o/flow 304 satin SS	423.99
120130	BOB wall mtd basin no tap hole 304 st steel satin	422.37	121830BK	UNITO wallmtd basin Ø35 ctr tap hole no o/flow matte blackSS	570.20
120150	AQUEDUTO wall mtd basin no tap hole 304 st steel satin	779.71	122240	CANAL trough L600 no tap hole left waste 304 satin st steel	386.54
120150BK	AQUEDUTO wall mtd basin no tap hole matte black st steel	1,062.24	122250	CANAL trough L1200 no tap hole left waste 304 satin st steel	508.56
120170	BAILA basin no tap hole 304 satin stainless steel w/o overflow	600.16	122260	CANAL trough L1400 no tap hole left waste 304 satin st steel	546.29
120172	BAILA basin no tap hole 304 st steel satin exterior pol int	707.94	122280	CANAL trough L1800 no tap hole left waste 304 satin st steel	638.80
120180	MINI BAILA basin no tap hole 304 satin st steel w/o overflow	453.55	122300	CANAL trough L2400 no tap hole left waste 304 satin st steel	755.00
120182	MINI BAILA basin no tap hole 304 st steel satin ext pol int	575.90	122310	CANAL trough L3000 no tap hole left waste 304 satin st steel	850.81

References prefixed by \* are available while stocks last. References are listed in ascending alphanumeric order.

\*\* Price excludes VAT.

REF.	DESCRIPTION	£ **	REF.	DESCRIPTION	£ **
122650	QUADRA basin Ø35 left tap hole 304 satin st steel w/o overflow	370.84	150100	700x700 shower tray depth 60mm 304 stainless steel satin	286.38
122800	FACIL basin Ø35 left tap hole 304 satin st steel w/o overflow	327.91	150300	800x800 shower tray depth 60mm 304 stainless steel satin	364.76
123240	CANAL trough L600 Ø22 tap hole left waste 304 satin st steel	386.54	150500	PMR 800x800 shower tray depth 30mm 304 stainless steel satin	477.00
123250	CANAL trough L1200 2 Ø22 tap holes left waste 304 satin st st	508.56	150600	PMR 900x900 shower tray depth 30mm 304 stainless steel satin	531.86
123260	CANAL trough L1400 2 Ø22 tap holes left waste 304 satin st st	546.29	1530	ECO grab bar Ø25 L300 white powder-coated stainless steel	28.60
123280	CANAL trough L1800 3 Ø22 tap holes left waste 304 satin st st	638.80	1550	ECO grab rail 135° Ø25 220x220 white pwd-ctd stainless steel	42.79
123300	CANAL trough L2400 4 Ø22 tap holes left waste 304 satin st st	755.00	158100	Stopcock 1/2" with vacuum breaker + 1/4 turn ceramic head	121.32
123310	CANAL trough L3000 5 Ø22 tap holes left waste 304 satin st st	850.81	1583	White reinf PVC flexi hose for bed pan cleaners FF1/2" L.1m	29.87
123400	PMR XS basin vert waste Ø35 right tap hole 304 satin st steel	288.27	15846	Hygienic trigger-op hand spray for bed pans M1/2" inv. jet	124.10
123650	QUADRA basin Ø35 right tap hole 304 satin st st w/o overflow	370.84	1585	Wall support hook for push-button operated hand spray	20.67
124170	BAILA basin no tap hole 304 satin stainless steel w/ overflow	638.41	160130	BOB TC wall mtd basin no tap hole 304 st steel satin finish	485.72
124270	TRAPEZ basin no tap hole 304 satin stainless steel w/ overflow	427.34	160250	PMR XS TC wall mtd basin no tap hole 304 st steel satin finish	431.54
124430	FRAJU basin no tap hole 304 satin stainless steel w/ overflow	430.03	160300	Combi KOMPACT basin WC wall mtd right 304 st steel satin	2,943.74
124440	FRAJU PMR basin no tap hole 304 satin st steel with overflow	495.97	160310	S21 S TC wall mtd WC horizontal inlet 304 st steel satin	978.39
124470	HEMI inset basin Ø310 304 satin stainless steel with overflow	147.23	160330	COMMISSARIAT SD antivandal rec washbasin st steel satin	589.80
124471	HEMI inset basin Ø310 304 bright pol st steel with overflow	204.78	160340	TEK TC wall mtd basin with integrated tap 304 st steel satin	922.34
124490	HEMI inset basin Ø385 304 satin stainless steel with overflow	178.86	160360	DUO S TC R wall mtd basin no tap hole 304 st steel satin	559.54
124491	HEMI inset basin Ø385 304 bright pol st steel with overflow	230.36	160370	DUO S TC L wall mtd basin no tap hole 304 st steel satin	559.54
124550	MINIMAL basin no tap hole 304 satin st steel with overflow	350.43	160400	Combi KOMPACT basin WC wall mtd left 304 st steel satin	2,943.74
124710	REDO basin no tap hole 304 satin stainless steel with overflow	377.67	160500	Combi KOMPACT basin WC wall mtd centre 304 st steel satin	2,943.74
124720	REDO-T basin no tap hole 304 satin st steel with overflow	742.32	160550	WC S21 PTC free standing inline supply 304 st steel satin	1,016.54
124800	FACIL basin no tap hole 304 satin stainless steel w/ overflow	384.14	160600	Combi KOMPACT basin WC floor std right 304 st steel satin	2,943.74
125170	BAILA basin Ø35 ctr tap hole 304 satin st. steel with overflow	638.41	160700	Combi KOMPACT basin WC floor std left 304 st steel satin	2,943.74
125270	TRAPEZ basin Ø35 ctr tap hole 304 satin st. steel w/ overflow	427.34	160710	700 S TC wall mounted WC horizontal inlet 304 st steel satin	1,115.64
125430	FRAJU basin Ø35 ctr tap hole 304 satin st steel w/ overflow	430.03	160770	DELTA TC wall mtd urinal back inlet 304 st steel satin	668.00
125440	FRAJU PMR basin Ø35 tap hole 304 satin st steel with overflow	495.97	160800	Combi KOMPACT basin WC floor std centre 304 st steel satin	2,943.74
125550	MINIMAL basin Ø35 ctr tap hole 304 satin st steel w/ overflow	350.43	161340	TEK wall mtd basin with integrated tap 304 st steel satin	922.34
125710	REDO basin Ø35 ctr tap hole 304 satin st steel w/ overflow	377.67	161360	TEK HW/CW wall mtd basin with integ. tap 304 st steel satin	1,270.21
125720	REDO-T basin Ø35 ctr tap hole 304 satin st steel w/ overflow	742.32	161440	TEK wall mtd basin + integ electronic tap 304 st steel satin	1,259.33
126800	FACIL basin Ø35 left tap hole 304 satin st steel w/ overflow	384.14	161600	KOMPACT HW/CW Combi basin WC free stndg right 304 st st sat	3,135.73
127800	FACIL basin Ø35 right tap hole 304 satin st steel w/ overflow	384.14	161700	KOMPACT HW/CW Combi basin WC free stndg left 304 st st sat	3,135.73
130100	L wall mtd multi urinal L1200 top inlet 304 st steel satin	825.66	161800	KOMPACT HW/CW Combi basin WC free std centre 304 st st sat	3,135.73
130110	L wall mtd multi urinal L1800 top inlet 304 st steel satin	1,073.37	162300	Combi KOMPACT with cistern WC wall mtd right 304 sat st st	2,943.74
130120	L wall mtd multi urinal L 2400 top inlet 304 st steel satin	1,290.74	162400	Combi KOMPACT with cistern WC wall mtd left 304 sat st steel	2,943.74
1301W	*Robe hook 1 hook ss + metal wht pwd-ctd (whl stk then 301)	20.33	162500	Combi KOMPACT with cistern WC wall mtd ctr 304 sat st steel	2,943.74
130200	L recessed urinal L600 back inlet 304 st steel sat	886.97	162600	Combi KOMPACT cistern WC floor std right 304 sat st steel	2,943.74
130210	L recessed multi urinal L1200 back inlet 304 st steel satin	1,230.87	162700	Combi KOMPACT cistern WC floor std left 304 sat st steel	2,943.74
130220	L recessed multi urinal L1800 back inlet 304 st steel satin	1,654.90	162800	Combi KOMPACT cistern WC floor std centre 304 sat st steel	2,943.74
1302W	*Robe hook 2 hooks ss + metal wht pwd-ctd (whl stk then 302)	37.11	164130	BOB HD wall mtd basin no tap hole 304 satin stainless steel	485.72
130300	LP free standing urinal L600 back inlet 304 st steel satin	940.71	164770	DELTA HD wall mtd urinal back inlet 304 st steel satin	668.00
130310	LP free standing urinal L 1200 rear inlet 304 st steel satin	1,344.21	1660	Toilet paper dispenser 2 rolls polished 304 stainless steel	143.45
130320	LP free standing urinal L 1800 rear inlet 304 st steel satin	1,679.84	1660S	Toilet paper disp. 2 rolls 304 stainless steel satin finish	143.45
1303W	Replaced by 303D	-	1661	Toilet paper disp. 2 rolls white pwd-ctd 304 stainless steel	143.45
1306T1	Tubular swivel spout Ø22 H140 L150	111.21	166300	Combi KOMPACT TC basin WC wall mtd right 304 st steel satin	2,943.74
1306T2	Tubular swivel spout Ø22 H260 L200	128.77	166400	Combi KOMPACT TC basin WC wall mtd left 304 st steel satin	2,943.74
1306T3	Tubular swivel spout Ø22 H260 L300	140.04	166500	Combi KOMPACT TC basin WC wall mtd centre 304 st steel satin	2,943.74
1316	Swivel column with retractable spray, H195 L215mm	200.81	166600	Combi KOMPACT TC basin WC floor std right 304 st steel satin	2,943.74
132306	MINERALCAST PMR wall mounted basin L.785 Ø35 centre hole	708.43	166700	Combi KOMPACT TC basin WC floor std left 304 st steel satin	2,943.74
134170	DELTA wall mtd urinal top inlet 304 stainless steel satin	594.82	166800	Combi KOMPACT TC basin WC floor std centre 304 st steel sat	2,943.74
134710	DELTA urinal top inlet vertical waste 304 st steel satin	594.82	180100	ILHA free standing water fountain H915 304 st steel satin	641.52
134770	DELTA wall mtd urinal back inlet 304 stainless steel satin	594.82	180110	ILHA JR free std water fountain H800 304 st steel satin	589.28
134772	DELTA urinal rear inlet 304 st steel satin exterior pol int	764.28	180130	Hospital plaster sink wall mounted 304 stainless steel satin	1,357.85
135010	FINO WF wall mounted water free urinal 304 st steel satin	387.63	180140	Floor standing combi basin sink 304 stainless steel satin	1,174.14
135110	FINO wall mtd urinal top inlet 304 stainless steel satin	387.63	180150	Floor standing cleaners sink 304 stainless steel satin	754.57
135710	FINO wall mtd urinal back inlet 304 stainless steel satin	387.63	180170	Wall mounted cleaners sink 304 stainless steel satin	378.75
135710BK	FINO wall mtd urinal back inlet matte black stainless steel	537.53	1801T2	Wall mtd basin mixer + 1 BIOCLIP disposable spout, panel fix	117.46
1358	ECO telescopic curtain rail Ø20 - 0.8-2.10m polished alu	22.84	180300	SXL hand wash free standing right hole Ø22 304 st steel sat	747.27
1367	Angled curtain rail Ø20 - 0.9x0.9m polished stainless steel	93.48	180330	GENOU wall mtd hand wash right tap hole Ø22 304 st steel sat	461.72
1381	Shower curtain 0.9x2m white PVC	16.41	1804T2	Wall mtd basin mixer + 2 BIOCLIP st. steel spouts, panel fix	206.90
1382	Shower curtain 1.2x2m white PVC	17.93	180800	SD water fountain with bubbler tap 304 stainless steel satin	340.95
1386	Shower curtain 1.8x2m white PVC	22.16	180810	SD water fountain with swan neck tap 304 st steel satin	395.33
1449	Round pedal bin 3L white powder-coated	43.99	180820	SD water fountain bubbler tap + swan neck tap 304 st st satin	489.52

References prefixed by \* are available while stocks last. References are listed in ascending alphanumerical order.

\*\* Price excludes VAT.

REF.	DESCRIPTION	£ **
181000	Surgical scrub trough high upstand L.700 304 st steel satin	1,505.14
181020	Surgical scrub trough low upstand L.700 304 st steel satin	1,370.77
181100	Surgical scrub trough L.700 1 tap hole Ø22 304 st steel satin	1,505.14
181200	Surgical scrub L.700 2 tap holes Ø22 c-c 150 304 st st satin	1,505.14
181310	SXS hand washbasin w/o tap 304 satin st steel	291.92
181320	SXS hand washbasin w/o tap with upstand 304 satin st steel	346.47
182000	Surgical scrub trough high upstand L.1400 304 st steel satin	1,854.56
182020	Surgical scrub trough low upstand L.1400 304 st steel satin	1,792.76
182060	XL P floor std disposal sink horiz inlet 304 st steel satin	1,306.79
182070	XL P floor std disposal sink vert inlet 304 st steel satin	1,306.79
182100	Surgical scrub L.1400 2 tap holes Ø22 304 st steel satin	1,854.56
182160	XL S wall mtd disposal sink horiz inlet 304 st steel satin	1,219.27
182200	Surgical scrub L.1400 4 tap holes Ø22 c-c150 304 st st satin	1,854.56
182310	SXS hand washbasin mechanical complete 304 satin st steel	509.13
182320	SXS hand washbasin mechanical complete with upstand 304 satin st steel	562.74
182400	Wall mtd sink with splashback 304 pol satin stainless steel	295.71
183000	Surgical scrub trough high upstand L.2100 304 st steel satin	1,962.08
183020	Surgical scrub trough low upstand L.2100 304 st steel satin	1,881.41
183100	Surgical scrub L.2100 3 tap holes Ø22 304 st steel satin	1,962.08
183200	Surgical scrub L.2100 6 tap holes Ø22 c-c150 304 st st satin	1,962.08
184310	SXS hand washbasin electronic complete 304 satin st steel	705.28
18431015	WRAS SXS hand washbasin elect. complete 304 st steel	771.63
184320	SXS hand washbasin electronic complete with upstand 304 satin st steel	774.42
18432015	WRAS SXS hand washbasin elect. complete with upstand 304 st steel	834.35
185000	HYGIENE surgical scrub high upstand L.700 304 st steel satin	1,831.91
185020	HYGIENE surgical scrub low upstand L.700 304 st steel satin	1,702.33
18502015	HYGIENE surgical scrub low upstand L.800 304 st steel satin	1,820.97
185100	HYGIENE surgical scrub L.700 1 taphole Ø22 304 st steel satin	1,831.91
185200	HYGIENE surg scrub L.700 2 tapholes Ø22 c-c150 304 st st sat	1,831.91
186000	HYGIENE surgical scrub high upstand L.1400 304 st st satin	2,265.70
186020	HYGIENE surgical scrub low upstand L.1400 304 st steel satin	2,084.25
18602015	HYGIENE surgical scrub low upstand L.1600 304 st steel satin	2,224.12
186100	HYGIENE surgical scrub L.1400 2 tap holes Ø22 304 st st satin	2,265.70
186200	HYGIENE surg. scrub L.1400 4 tap holes Ø22 c-c150 304 st st	2,265.70
187000	HYGIENE surgical scrub high upstand L.2100 304 st steel satin	2,760.83
187020	HYGIENE surgical scrub low upstand L.2100 304 st steel satin	2,535.75
18702015	HYGIENE surgical scrub low upstand L.2400 304 st steel satin	2,748.24
187100	HYGIENE surgical scrub L.2100 3 tap holes Ø22 304 st st satin	2,760.83
187200	HYGIENE surg. scrub L.2100 6 tap holes Ø22 c-c150 304 st st	2,760.83
188000	Satin finish 304 st st hygiene hand washbasin w/ high upstand	679.40
188100	Satin finish 304 st st hygiene hand washbasin w/ 1 taphole Ø22	679.40
188200	Satin finish 304 st st hyg hand washbasin 2 tapholes Ø22 c 150	679.40
188300	Satin finish 304 st st hyg hand washbasin 2 tapholes Ø22 & Ø30	679.40
200000	Pre-mixer COMPACT MF1/2* for basin non return valves	88.15
20002	2 x BIOCLIP stainless steel spouts L129mm Ø28	109.73
20003	2 x BIOCLIP stainless steel spouts L77mm Ø28	103.32
20004	2 x Brass curved spouts L. 70mm Ø28	100.44
20015	15 x BIOCLIP disposable spouts L 125mm Ø22	101.15
20040	BIOFIL 2M sterile spout filter (Unit price, supplied in packs of 10)	98.79
20164T1	Electronic mix 230V high swivel spout H165 L160, lever L100	601.57
20164T4	Electronic mix 230V high swivel spout H300 L250, lever L100	655.85
20250	BIOFIL 2M sterile tap filter, shower flow (Unit price, supplied in packs of 10)	87.45
20251	BIOFIL 2M sterile tap filter, straight flow (Unit price, supplied in packs of 10)	87.45
20261	BIOFIL 2M sterile screw-in shower filter (Unit price, supplied in packs of 10)	98.11
20350	BIOFIL 3M sterile tap filter, shower flow (Unit price, supplied in packs of 10)	105.93
20351	BIOFIL 3M sterile tap filter, straight flow (Unit price, supplied in packs of 10)	105.93
20361	BIOFIL 3M sterile screw-in shower filter (Unit price, supplied in packs of 10)	109.50
204001	Deck mounted fixed spout M1/2" L150 H170 Ø16 FS 3lpm	79.77
20450	BIOFIL 4M sterile tap filter, shower flow (Unit price, supplied in packs of 10)	116.59
20451	BIOFIL 4M sterile tap filter, straight flow (Unit price, supplied in packs of 10)	116.59
20461	BIOFIL 4M sterile screw-in shower filter (Unit price, supplied in packs of 10)	120.13
20464T1	Elect battery mix, high swivel spout H165 L160, lever L100	681.66

REF.	DESCRIPTION	£ **
20464T4	Elect battery mix, high swivel spout H300 L250, lever L100	710.51
20801T2	Wall mtd elect tap with BIOCLIP disposable spout, panel fix	430.65
20804T2	Wall mtd elect tap with 2 BIOCLIP st steel spouts panel fix	523.63
20804T215	Wall mtd elect tap 2 BIOCLIP st steel spouts 15mm panel fix	550.98
20870T1	Elect mixer H160 w. swivel spout + 2 BIOCLIP st steel spouts	697.26
20870T3	Elect mixer H300 w. swivel spout + 2 BIOCLIP st steel spouts	731.45
20871T1	Elect mixer H160 w. swivel spout + BIOCLIP disposable spout	601.57
20871T3	Elect mixer H300 w. swivel spout + BIOCLIP disposable spout	635.74
22.5P	5 x Scale proof aerator F22/100	36.56
2210	Mechanical sink mixer swivel spout H145 L215mm sculpt lever	188.12
2210L	Mechanical sink mixer swivel spout H145 L215mm Hygiene lever	206.90
2211	Mech sink mixer swivel spout/ret. spray H105mm, solid lever	315.31
2211CP	Counterweight for mixers with retracting hand spray	13.33
2211EP	EP sink mixer swivel spout/ret. spray H105mm, solid lever	360.35
2211L	Mech sink mixer swivel spout/ret spray H105mm Hygiene lever	322.84
2211LEP	EP sink mixer swivel spout/ret. spray H105mm, Hygiene lever	367.86
2220	Mechanical basin mixer H60mm, pop-up waste, sculptured lever	142.19
2220L	Mechanical basin mixer H60mm, pop-up waste, Hygiene lever	157.23
2221	Mech. basin mixer H60mm, no pop-up waste, sculptured lever	138.08
2221L	Mechanical basin mixer H60mm, no pop-up waste, Hygiene lever	151.76
222428	Key for removing aerators F22x100 M24x100 M28x100	7.73
222429	Key for flow straightener removal, aerator, biosafe M16.5/100	4.61
2239	*Mech shower mix, sculpt lever offset SC (whl stk then 2539)	180.65
2239EP	*EP shower mix, sculpt lever offset SC (whl stk then 2539EP)	250.41
2239EPHYG	*Shower kit w. 2239EP mixer, SC (while stock then 2539EPHYG)	312.43
2239EPKIT	*Shower kit w. 2239EP mech mix, SC (whl stk then 2539EPKIT)	356.81
2239EPS	*EP shwr mix, sculpt lever std unions (whl stk then 2539EPS)	209.00
2239EPSHYG	*Shower kit w. 2239EPS mixer, std (whl stk then 2539EPSHYG)	271.02
2239EPSKIT	*Shwr kit w. 2239EPS mech mix, std (whl stk then 2539EPSKIT)	315.38
2239S	*Mech shower mixer, sculpt lever, std (whl stk then 2539S)	138.62
2252S	Wall mtd mech shower bath mixer sculpt lever, offset std	206.52
23015	Water hammer absorber, F1/2" H90	40.15
23020	Water hammer absorber, F3/4" H92	43.59
23026	Water hammer absorber, F1" H98	80.31
23033	Water hammer absorber, F1 1/4" H103	143.42
2359	Straight curtain rail polished st steel Ø20 - 1m cut-to-size	58.05
2390	Sleeve connector for 2 tubes Ø20	12.98
2392	2 x Fixing plates for tube Ø20	33.90
2393	Angled connector for tube Ø20	26.72
2396	Polished stainless steel tube Ø20 L600	16.10
2397	Polished stainless steel tube Ø20 L700	18.16
2398	Polished stainless steel tube Ø20 L800	20.35
2399	Polished stainless steel tube Ø20 L900	22.45
24.5P	5 x Scale proof aerator M24/100	36.56
2400	Polished stainless steel tube Ø20 L1000	24.61
2437	*W-mtd seq. mech mixer, fxd spt, SC unions (whl stk then 2641)	428.99
2437S	*W-mtd seq mixer, fxd spt L.200 offset std(whl stk then 2641S)	390.54
2443	Recessed mechanical shower mixer behind wall plate Ø116	126.21
2446LEPUK	EP sink mixer c-c 150, fixed spout L150, Hyg L., inline S/C	400.61
2447LEPUK	EP sink mixer c-c 200, fixed spout L150, Hyg L., inline S/C	447.13
2447LUK	Mech sink mixer c-c-200, fixed spout L150, Hyg L., in-LS/C	378.10
25061T1	Basin mixer with swivel spout H.195mm L.150mm, no waste	251.89
2506SRV	Mixer 2506 sub-assembly without waste	241.09
2506T1	Basin mixer with swivel spout H.195mm L.150mm, with waste	296.52
2506T2	Sink mixer with swivel spout H220 L200mm, no waste	257.76
2506T3	Mixer with swivelling spout H.315 L.300mm, no waste	274.72
2510	Mechanical sink mixer swivel spout H155 L230mm sculpt lever	218.75
2510L	Mechanical sink mixer swivel spout H155 L230mm Hygiene lever	232.41
2510SES	Locking kit	18.29
2510T	Mechanical sink mixer swivel spout H155 L230mm solid lever	218.75
2519	Wall mtd mech mixer swiv spout L200, sculpt lever, SC unions	291.84
2519L	Wall mtd mech mixer swivel spout L200 Hygiene lever,SC unions	306.07

References prefixed by \* are available while stocks last. References are listed in ascending alphanumerical order.

\*\* Price excludes VAT.

REF.	DESCRIPTION	£ **	REF.	DESCRIPTION	£ **
2519LS	Wall mtd mech mixer swiv spout L200 Hygiene lever offset std	245.34	2599	Mech sink mixer retractable hand spray H195, sculpt lever	334.13
2519S	Wall mtd mech mixer swiv spt L200mm sculpt lever offset std	230.91	2599EP	EP sink mixer retractable hand spray H195, sculptured lever	376.77
2520	Mechanical basin mixer H.85mm L.135mm + waste, sculpt lever	199.60	260020	Recessed diverter valve	372.33
2520EP	EP basin mixer H.85mm L.135mm + waste, sculptured lever	244.72	260021	Exposed diverter valve	68.36
2520L	Mechanical basin mixer H.85mm L.135mm + waste, Hygiene lever	214.64	2611EP	Wall-mtd EP mixer +2 brass BIOCLIP spouts L120 S/C c-c 150	449.07
2520LEP	EP basin mixer H.85mm L.135mm + waste, Hygiene lever	258.40	2614EP	Wall-mtd EP mixer +2 brass BIOCLIP spouts L120 S/C c-c 200	496.35
2520T	Mechanical basin mixer H.85mm L.135mm + waste, solid lever	199.60	2621	BIOSAFE mechanical basin mixer H95 no waste, solid lever	184.91
2520TEP	EP basin mixer H.85mm L.135mm + waste, solid lever	244.72	26216	BIOSAFE mech basin mixer H95mm no waste, solid lever, copper	277.26
2521	Mechanical basin mixer H.85mm L.135mm no waste, sculpt lever	173.62	26216EP	BIOSAFE EP basin mixer H95mm no waste, solid lever, copper	312.81
2521EP	EP basin mixer H.85mm L.135mm no waste, sculptured lever	218.75	26216MINI	BIOSAFE mech basin mixer H.50 no waste, solid lever, copper	255.94
2521L	Mechanical basin mixer H85mm L135mm, no waste, Hygiene lever	187.31	26216MINIEP	BIOSAFE EP basin mixer H50mm no waste, solid lever, copper	295.74
2521LEP	EP basin mixer H85mm L135mm, no waste, Hygiene lever	232.41	2621EP	BIOSAFE EP basin mixer H95 no waste, solid lever	229.28
2521T	Mechanical basin mixer H85mm L135mm, no waste, solid lever	173.62	2621MINI	BIOSAFE mech basin mixer H50mm no waste, solid lever	166.68
2521TEP	EP basin mixer H85mm L135mm, no waste, solid lever	218.75	2621MINIEP	BIOSAFE EP basin mixer H50mm no waste, solid lever	211.05
2522	Mech. basin mix. with swivel spout H100mm L170mm, sculpt lever	194.84	2634V	FF'1' nickel-plated brass valve for wall mtd recessed shower	33.02
2522L	Mech. basin mix. with swivel spout H100mm L170mm, Hyg. lever	209.25	2640P	Wall-mtd seq mech mix fix/swvl spout L120 S/C inline C-C 150	351.36
2522T	Mech. basin mix. with swivel spout H100mm L170mm, solid lever	194.84	2640S	Wall-mtd seq basin mix fixed/swivel spout L.120 offset std	347.63
2526T2	Catering mixer flexible has no retainer H. 535mm max	383.92	2641	Wall-mtd seq basin mixer fixed/swivel spout L200 offset SC	396.15
2539	Mechanical shower mixer, sculptured lever, offset SC unions	183.57	2641S	Wall-mtd seq basin mixer fixed/swivel spout L200 offset std	354.74
2539EP	EP shower mixer, sculptured lever, offset SC unions	223.73	2644P	Wall-mtd seq mech mix fix/swvl spout L120 S/C inline C-C 200	384.07
2539EPHYG	Auto drain shower kit with mixer 2539EP, SC unions	292.57	2664T1	Sequential mechanical mixer swivel spout H160 L160 Hyg lever	293.93
2539EPKIT	Shower riser kit with mechanical mixer 2539EP, SC unions	332.73	2664T2	Sequential mechanical mixer swivel spout H160 L250 Hyg lever	307.61
2539EPS	EP shower mixer, sculptured lever, offset standard unions	189.31	2664T3	Sequential mechanical mixer swivel spout H300 L160 Hyg lever	321.30
2539EPSHYG	Auto-drain shower kit with mixer 2539EPS, std unions	258.15	2664T4	Sequential mechanical mixer swivel spout H300 L250 Hyg lever	330.85
2539EPSKIT	Shower riser kit with mechanical mixer 2539EPS, std unions	298.31	2664T5	Sequential mechanical mixer swivel spout H200 L200 Hyg lever	302.15
2539HYG	Auto drain shower kit with mechanical mixer 2539, SC unions	252.42	2665T1	Sequential mechanical mixer fixed spout H160 L160 Hyg lever	266.60
2539KIT	Shower riser kit with mechanical mixer 2539, SC unions	292.57	2665T3	Sequential mechanical mixer fixed spout H300 L160 Hyg lever	293.93
2539S	Mechanical shower mixer, sculptured lever, offset std unions	149.15	2665T5	Sequential mechanical mixer fixed spout H200 L200 Hyg lever	276.18
2539SHYG	Auto-drain shower kit with mech mixer 2539S offset std unions	220.29	2720L	Mechanical basin mixer H.95mm L.120mm + waste, Hygiene lever	259.45
2539SKIT	Shower riser kit with mech mixer 2539S offset std unions	258.15	2720LEP	EP basin mixer H.95mm L.120mm + waste, Hygiene lever	315.04
2541	Waterproof recessed shower mixer, kit 2/2 (+254BOX)	258.78	2720T	Mechanical basin mixer H.95mm L.120mm + waste, solid lever	255.19
2541EP	Waterproof recessed EP shower mixer, kit 2/2 (+254BOX)	301.42	2720TEP	EP basin mixer H.95mm L.120mm + waste, solid lever	296.52
2542	Mech mixer w. remote control, sculpt lever for retr. spray	152.41	27216L	Mech basin mixer H95 L120, no waste, Hygiene lever, copper	293.93
2542EP	EP mixer w. remote ctrl, sculpt lever for retracting spray	197.43	27216LEP	EP basin mixer H95mm L120mm, no waste, Hygiene lever, copper	334.96
2543	Replaced by 2541	-	2721L	Mechanical basin mixer H95mm L120mm, no waste, Hygiene lever	240.94
254BOX	Waterproof recessed housing for mech shower no elbow kit 1/2	305.70	2721LEP	EP basin mixer H.95mm L.120mm, no waste, Hygiene lever	296.52
254CBOX	Waterproof recessed housing for mech shower w elbow kit 1/2	341.24	2721T	Mechanical basin mixer H95mm L120mm, no waste, solid lever	230.28
2551	Waterproof rec shower mixer with elbow kit 2/2 (+254CBOX)	298.58	2721TEP	EP basin mixer H95mm L120mm, no waste, solid lever	278.01
2551EP	Waterproof rec EP shower mixer with elbow kit 2/2 (+254CBOX)	341.24	2739	Securitouch mechanical shower mixer, sculptured lever, SC	275.99
2561D	Dispenser and bin for hygienic bags polished stainless steel	274.94	2739EP	SECURITHERM EP shower mixer, sculptured lever, SC unions	341.22
2561DS	Dispenser and bin for hygienic bags satin stainless steel	274.94	2739EPHYG	Auto drain shower kit w. Securitouch mixer 2739EP, SC unions	416.66
2564T1	Mech basin mixer high swivel spout H.165 L.140 Hygiene lever	252.94	2739EPKIT	Shower riser kit with Securitouch mixer 2739EP, SC unions	461.05
2564T1EP	EP basin mixer high swivel spout H.165 L.140, Hygiene lever	294.31	2739EPS	SECURITHERM EP shower mixer, sculptured lever, offset std	299.81
2564T2	Mech basin mixer high swivel spout H.165 L.220 Hygiene lever	265.93	2739EPSHYG	Auto-drain shower kit w. Securitouch mixer 2739EPS offset std	375.25
2564T2EP	EP basin mixer high swivel spout H.165 L.220, Hygiene lever	307.47	2739EPSKIT	Shower riser kit with Securitouch mixer 2739EPS, offset std	419.60
2564T3	Mech basin mixer high swivel spout H.305 L.140 Hygiene lever	280.39	2739HYG	Auto drain shower kit w. Securitouch mixer 2739, SC unions	351.51
2564T3EP	EP basin mixer with high swivel spout H.305 L.140 Hyg lever	322.05	2739KIT	Shower riser kit with Securitouch mixer 2739, SC unions	395.90
2564T4	Mech basin mixer high swivel spout H.305 L.220 Hygiene lever	290.88	2739S	Securitouch mechanical shower mixer, sculptured lever, std	234.56
2564T4EP	EP basin mixer with high swivel spout H.305 L.220, Hyg lever	332.46	2739SHYG	Auto drain shower kit w. Securitouch mixer 2739S, offset std	310.10
2564T5	Mech basin mixer high swivel spout H.205 L.170 Hygiene lever	262.66	2739SKIT	Shower riser kit with Securitouch mixer 2739S, offset std	354.55
2564T5EP	EP basin mixer high swivel spout H.205 L.170, Hygiene lever	304.28	2739T	Securitouch mechanical shower mixer, solid lever, SC unions	275.99
2565T1	Mechanical basin mixer high fixed spout H165 L140, Hyg lever	225.59	2739TEP	SECURITHERM EP shower mixer, solid lever, SC unions	341.22
2565T1EP	EP basin mixer high fixed spout H.165 L.140 Hygiene lever	267.94	2739TEPS	SECURITHERM EP shower mixer, solid lever, standard unions	299.81
2565T3	Mech basin mixer high fixed spout H.305 L.140, Hygiene lever	261.72	2739TS	Securitouch mechanical shower mixer, solid lever, std unions	234.56
2565T3EP	EP basin mixer high fixed spout H.305 L.140 Hygiene lever	303.36	28.2P	2 x Scale proof aerator M28/100	28.95
2565T5	Mechanical basin mixer high fixed spout H205 L170 Hyg lever	236.02	2820L	BIOCLIP mechanical basin mixer H95 L120 waste Hygiene lever	389.66
2565T5EP	EP basin mixer high fixed spout H.205 L.170, Hygiene lever	277.66	2820LEP	BIOCLIP EP basin mixer H95mm L120mm, waste, Hygiene lever	432.95
256FIX	Fixing plate + threaded rods L. 130mm for mixers	14.43	2820T	BIOCLIP mech basin mixer H95mm L120mm waste, solid lever	375.25
256P	Fixing plate for mixers	11.53	2820TEP	BIOCLIP EP basin mixer H95mm L120mm, waste, solid lever	418.51
2591	Bed pan cleaner stop cock + trigger hand spray with FS	244.20	28216L	BIOCLIP mech basin mix H95 L120, no waste, Hyg lever, copper	409.04
2592	Bed pan cleaner stop cock + inverted trigger hand spray	254.34	28216LEP	BIOCLIP EP basin mix H95 L120, no waste, Hyg lever, copper	450.03
2597	Mechanical mixer swivel spout H215 L200mm retractable spray	457.21	2821L	BIOCLIP mechanical basin mix H95 L120 no waste Hygiene lever	368.01

References prefixed by \* are available while stocks last. References are listed in ascending alphanumerical order.

\*\* Price excludes VAT.

REF.	DESCRIPTION	£ **	REF.	DESCRIPTION	£ **
2821LEP	BIOCLIP EP basin mix H95mm L120mm no waste, Hygiene lever	411.29	3372	*Ceiling supp. L1000 for rail Ø16 pol ss (whl stk then 3364)	51.62
2821T	BIOCLIP mech basin mixer H95mm L120mm no waste solid lever	353.59	3450	Rectangular bathroom mirror 420x600 6mm thick	63.25
2821TEP	BIOCLIP EP basin mixer H95mm L120mm, no waste, solid lever	396.90	3451	Rectangular bathroom mirror 360x480 6mm thick	49.27
2870T1	Mech mixer BIOCLIP swivel spout H180 L185 +2 st steel spouts	315.52	3452	Unbreakable bathroom mirror 10x385x485 mirror pol st steel	188.25
2870T1EP	EP mixer BIOCLIP swivel spout H180 L185 +2 st steel spouts	349.94	3453	Unbreakable bathroom mirror 1x400x600 polished st steel	186.24
2870T3	Mech mixer BIOCLIP swivel spout H320 L185 +2 st steel spouts	349.94	3454	Rectangular bathroom mirror 500x750 6mm thick	83.07
2870T3EP	EP mixer BIOCLIP swivel spout H320 L185 + 2 st steel spouts	384.36	3458	Unbreakable bathroom mirror 10x485x585 mirror pol st steel	245.31
2871T1	Mech mixer BIOCLIP swivel spout H.180 L.180 + 1 disp spout	252.42	3459	Unbreakable bathroom mirror 13x600x995 mirror pol st steel	456.98
2871T1EP	EP mixer BIOCLIP swivel spout H180 L180 + 1 disposable spout	286.84	350504S	Basic grab bar Ø32 L400 stainless steel satin finish	45.29
2871T3	Mech mixer BIOCLIP swvl spout H320 L180 + 1 disposable spout	286.84	350504W	Basic grab bar Ø32 L400 white powder-coated	39.08
2871T3EP	EP mixer w. BIOCLIP swivel spout H.320 + 1 disposable spout	321.26	350505S	Basic grab bar Ø32 L500 stainless steel satin finish	49.36
2900	Toilet paper dispenser 200m white lacquered steel	79.90	350505W	Basic grab bar Ø32 L500 white powder-coated	45.29
2901	Toilet paper dispenser 200m polished 304 stainless steel	121.40	350506S	Basic grab bar Ø32 L600 stainless steel satin finish	54.71
2902	Toilet paper dispenser 200m 304 stainless steel satin finish	121.40	350506W	Basic grab bar Ø32 L600 white powder-coated	53.36
2909	Hyperco toilet paper dispenser 400m white ABS	55.18	350508S	Basic grab bar Ø32 L800 stainless steel satin finish	64.18
2910	Toilet paper dispenser 400m white lacquered steel	101.16	350509S	Basic grab bar Ø32 L900 stainless steel satin finish	69.13
2911	Toilet paper dispenser 400m polished 304 stainless steel	178.17	35050S	Basic grab bar Ø32 L300 stainless steel satin finish	40.72
2912	Toilet paper dispenser 400m 304 stainless steel satin finish	178.17	35050W	Basic grab bar Ø32 L300 white powder-coated	34.12
292015.2P	2 x Moulded wall plate Ø60x21x5 for tap M1/2"	10.80	35082S	Basic grab bar 135° Ø32 400x400 3 fix points st steel satin	73.00
292020	2 x Moulded wall plate Ø55x27x2 for tap M3/4"	6.13	35082W	Basic grab bar 135° Ø32 400x400 3 fix points white pwd-ctd	71.35
2920L	Mechanical basin mixer H.100 L.110 with waste, Hygiene lever	261.11	35164S	Basic drop-down rail Ø32 L850 stainless steel satin finish	216.87
2920LEP	EP basin mixer H.100mm L.110mm with waste, Hygiene lever	302.15	35440W	Basic T-shaped shower handrail Ø32 1150x500 white pwd-ctd	136.50
2920T	Mech basin mixer H.100 L.110, with pop-up waste, solid lever	251.56	35481W	Shower bar + upright Basic Ø32 white powder coated	199.57
2920TEP	EP basin mixer H.100 L.110, with pop-up waste, solid lever	292.57	355	Straight curtain rail polished st steel Ø16 - 1m cut-to-size	36.29
2921L	Mech basin mixer H.100 L.110, no pop-up waste, Hygiene lever	243.36	356	Straight curtain rail polished st steel Ø16 - 2m cut-to-size	60.47
2921LEP	EP basin mixer H.100 L.110, no pop-up waste, Hygiene lever	287.11	3565	Toilet roll holder white powder-coated 304 stainless steel	37.38
2921T	Mech basin mixer H.100 L.110, no pop-up waste, solid lever	232.41	3569	Wall mounted soap basket angled model polished st steel	42.02
2921TEP	EP basin mixer H.100mm L.110mm, no pop-up waste, solid lever	273.44	358	ECO telescopic curtain rail Ø20 - 0.76-1.26m polished alu	18.98
30040	BIOFIL 2M non-sterile spout filter (Unit price, supplied in packs of 10)	97.31	359	Extending curtain rail Ø20 polished stainless steel	70.46
301	Robe hook x 1 hook polished stainless steel and chrome	20.90	361	*Angled curtain rail Ø16 - 0.8x0.8m pol. ss (while stock)	61.41
302	Robe hook x 2 hooks polished stainless steel and chrome	38.33	362	Adj angled curtain rail 0.7-0.9m polished stainless steel	102.84
30250	BIOFIL 2M non-sterile tap filter, shower flow (Unit price, supplied in packs of 10)	78.62	366015.2P	2 x DELABIE water free "LONG LIFE" valve head 1/2"	34.96
30251	BIOFIL 2M non-sterile tap filter, straight flow (Unit price, supplied in packs of 10)	78.62	370000	Replaced by 370100	-
30261	BIOFIL 2M non-sterile screw-in shower filter (Unit price, supplied in packs of 10)	86.01	370006	Replaced by 370106	-
30350	BIOFIL 3M non-sterile tap filter, shower flow (Unit price, supplied in packs of 10)	101.67	370010	Replaced by 370110	-
30351	BIOFIL 3M non-sterile tap filter, straight flow (Unit price, supplied in packs of 10)	101.67	370016	Replaced by 370116	-
30361	BIOFIL 3M non-sterile screw-in shower filter (Unit price, supplied in packs of 10)	103.09	370100	BINOPTIC 2 rec basin tap satin 230/6V L190 kit 2/2 (+370SBOX)	513.89
303D	Robe hook x 3 hooks polished stainless steel and chrome	58.90	370106	BINOPTIC 2 rec basin tap satin 6V batt L190 kit 2/2 (+370PBOX)	446.57
30450	BIOFIL 4M non-sterile tap filter, shower flow (Unit price, supplied in packs of 10)	112.31	370110	BINOPTIC 2 rec basin tap pol SS 230/6V L190 kit2/2 (+370SBOX)	530.79
30451	BIOFIL 4M non-sterile tap filter, straight flow (Unit price, supplied in packs of 10)	112.31	370116	BINOPTIC 2 rec basin tap pol SS 6V batt L190 kit2/2 (+370PBOX)	463.59
30461	BIOFIL 4M non-sterile screw-in shower filter (Unit price, supplied in packs of 10)	113.75	370BCIPP	Discontinued	-
310000	*SIPHURINOIR vert sphn + seal Ø50/32 brss (stock then 771000)	112.98	370BCIPS	Discontinued	-
311QU1	Swan neck fountain tap M3/8"	124.41	370BCISP	Discontinued	-
311TR1	Swan neck fountain tap for Rilsan tube 4x6	123.03	370BCISS	Discontinued	-
31200C	BIOFIL 2M filtration unit with rain effect diffuser (Unit price, supplied individually)	48.18	370PBOX	Waterproof rec housing for BINOPTIC 2 basin 6V battery kit 1/2	167.14
31201C	BIOFIL 2M filter unit, diffuser with laminar flow (Unit price, supplied individually)	48.18	370SBOX	Waterproof rec housing for BINOPTIC 2 basin 230/6V kit 1/2	186.64
31250C	BIOFIL 2M interchangeable chromed tap filter shower flow (Unit price, supplied individually)	91.78	371100	100 tokens Ø24 5-10 min delay	252.17
31251C	BIOFIL 2M interchangeable chromed tap filter laminar flow (Unit price, supplied individually)	91.78	37300015	BINOPTIC 2 basin tap Ø15mm sat st steel mains +stopcock	458.94
31261C	BIOFIL 2M interchangeable chrome-plated shower filter (Unit price, supplied individually)	97.52	37300615	BINOPTIC 2 basin tap Ø15mm sat st steel batteries 6V +stopcock	458.94
312QU1	Bubbler tap chromed M3/8" for fountain	91.06	37301015	BINOPTIC2 basin tap Ø15 chrome st steel mains 230/6V +stpcck	458.94
312TR1	Replaced by 312QU1	-	37301615	BINOPTIC 2 basin tap Ø15 chrome st st batteries 6V +stopcock	458.94
31400C	BIOFIL 4M filtration unit with rain effect diffuser (Unit price, supplied individually)	63.10	37303015	BINOPTIC 2 basin tap Ø15 matte black mains 230/6V +stopcock	527.78
31401C	BIOFIL 2M filter unit, diffuser with laminar flow (Unit price, supplied individually)	63.10	37303615	BINOPTIC 2 basin tap Ø15mm matte black 6V batteries + stopcock	527.78
31450C	BIOFIL 4M interchangeable chromed tap filter shower flow (Unit price, supplied individually)	120.47	373110E	BINOPTIC 2 basin tap M3/8" chrome pl st steel mains Bluetooth	533.21
31451C	BIOFIL 4M interchangeable chromed tap filter laminar flow (Unit price, supplied individually)	120.47	37400015	BINOPTIC 2 basin tap Ø15mm sat st H170 mains +stopcock	482.33
31461C	BIOFIL 4M interchangeable chrome-plated shower filter (Unit price, supplied individually)	126.21	374001	Hyperco liquid soap dispenser 0.9L white ABS	76.23
318200	Discontinued	-	37400615	BINOPTIC 2 basin tap Ø15mm sat st H170 batteries +stopcock	482.33
319T61	Push button for fountain taps for Rilsan tube 4x6	95.29	37401015	BINOPTIC 2 basin tap Ø15 chrome st steel H170 mains +stpcck	482.33
3361	Hyperco WC brush set wall or floor mounted	15.64	37401615	BINOPTIC 2 basin tap Ø15 chrome st st H170 batteries +stopcock	482.33
3362	Toilet brush Nylon (for brush set 3361)	8.25	37403015	BINOPTIC 2 basin tap Ø15 matte black H170 mains +stopcock	550.71
3364	Eco ceiling support L800 for rail Ø16 st steel + brass	27.91	37403615	BINOPTIC 2 basin tap Ø15 matte black H170 batteries +stopcock	550.71
3365	Eco ceiling support L800 for rail Ø20 st steel + brass	28.42	374110E	BINOPTIC 2 bsn tap M3/8" chrome st steel H170 mains Bluetooth	560.54

References prefixed by \* are available while stocks last. References are listed in ascending alphanumerical order.

\*\* Price excludes VAT.

REF.	DESCRIPTION	£ **	REF.	DESCRIPTION	£ **
37500015	BINOPTIC 2 basin tap Ø15 sat st st H250 mains 230/6V stopcock	509.70	4047EW	*Coat hook Ø62x100 white pwd-ctd ss (while stock then 4043EW)	19.35
37500615	BINOPTIC 2 basin tap Ø15 sat st steel H250 batteries +stopcock	509.70	4047P	Coat hook Ø62x100 polished stainless steel	19.86
37501015	BINOPTIC 2 basin tap Ø15 chrome st steel H250 mains +stopcock	509.70	4048C	WC brush set wall mtd without lid metallised anth. st steel	64.42
37501615	BINOPTIC 2 basin tap Ø15 chrome st steel H250 batteries+stpcock	509.70	4048EW	WC brush set wall mounted without lid white pwd-ctd st steel	64.42
37503015	BINOPTIC 2 basin tap Ø15 matte black H250 mains +stopcock	578.04	4048MLC	WC brush assembly without lid metallised anthr. st steel	22.40
37503615	BINOPTIC 2 bsn tap M3/8" matte black H250 batteries +stopcock	578.04	4048MLMW	WC brush assembly without lid matte white pwd-ctd st steel	22.40
375110E	BINOPTIC 2 bsn tap M3/8" chrome st steel H250 mains Bluetooth	587.89	4048MLP	WC brush assembly without lid polished st steel	22.14
378015	BINOPTIC basin tap M3/8" mains 230/12V + trans	415.20	4048MLS	WC brush assembly without lid stainless steel satin	20.64
37801515	BINOPTIC basin tap Ø15 for comp. fitting 230/12V + trans	452.66	4048MLW	WC brush set assembly without lid white epoxy st steel	21.25
378015LD	Replaced by 378015	-	4048MW	WC brush set wall mtd without lid matte white pwd-ctd st steel	64.42
378035	BINOPTIC basins M3/8" matte black mains 230/12V	493.57	4048P	WC brush set wall mounted without lid polished st steel	64.42
378MCH	BINOPTIC MIX basin mixer M3/8" mains 230/12V + trans	543.64	4048S	WC brush set wall mounted without lid stainless steel satin	64.42
378MCH15	BINOPTIC MIX basin mixer Ø15 for CF mains 230/12V + trans	585.69	4049EW	*WC brush set flr std w/o lid wht ss (whl stock then 4048EW)	65.40
378MCHB	BINOPTIC MIX basins M3/8" matte black mixer mains 230/12V	623.98	4049P	WC brush set floor standing without lid polished st steel	57.15
378MCHLD	Replaced by 378MCH	-	4049S	WC brush set floor standing without lid st steel satin	57.15
379	Replaced by 447	-	4050EW	*WC brush set flr std with lid wht ss (whl stk then 4051EW)	101.56
379D13	BINOPTIC c-wall 190 basin tap M3/8" spout L135 mains + trans	426.15	4050P	WC brush set floor standing with lid polished st steel	88.75
379D1315	BINOPTIC c-w 190 basin tap Ø15 for CF spout L135 mains +trans	452.12	4050S	WC brush set floor standing with lid st steel satin finish	88.75
379D13LD	Replaced by 379D13	-	4051BK	WC brush set wall mtd with lid matte black stainless steel	110.45
379DER	BINOPTIC c-wall 190 basin tap M3/8" spout L205 mains + trans	426.15	4051C	WC brush set wall mounted with lid metallised anth. st steel	96.03
379DER15	BINOPTIC c-w 190 basin tap Ø15 for CF spout L205 mains +trans	451.39	4051EW	WC brush set wall mounted with lid white pwd-ctd st steel	96.03
379DERB	BINOPTIC basin tap M3/8" c-wall 190 matte blk spt L205 mains	502.85	4051FIX	Wall bracket for toilet brush set type 4051	11.52
379DERLD	Replaced by 379DER	-	4051L	WC brush without handle	6.66
379ECM	Replaced by 379MCH	-	4051M	Extended ergonomic handle for toilet brushes	13.11
379ECML	Replaced by 379MCH	-	4051MLBK	WC brush assembly with lid matte black stainless steel	57.94
379ENC	BINOPTIC rec basin tap M3/8" spout L200 mains + trans	437.12	4051MLC	WC brush assembly with lid metallised antracite st. steel	47.79
379ENC15	BINOPTIC rec basin tap Ø15 for CF spout L200 mains + trans	463.11	4051MLMW	WC brush assembly with lid matte white powder-coated st. steel	47.79
379ENCB	BINOPTIC basins M3/8" rec. tap matte black spout L.200mm mains	515.83	4051MLP	WC brush assembly with lid polished stainless steel	50.36
379ENCL	BINOPTIC rec basin tap M3/8" spout L295 mains + trans	449.07	4051MLS	WC brush assembly with lid stainless steel satin	46.84
379ENCLD	Replaced by 379ENC	-	4051MLW	WC brush assembly with lid white epoxy st steel	47.79
379MCH	BINOPTIC MIX c-wall 110 basin mix M3/8" mains 230/12V +trans	562.46	4051MW	WC brush set wall mtd with lid matte white pwd-ctd st steel	96.03
379MCH15	BINOPTIC MIX c-wall 110 basin mix Ø15 for CF mains + trans	604.51	4051N	WC brush wall mounted with ergonomic handle white Nylon	74.46
379MCHB	BINOPTIC MIX basins M3/8" mix matt black CW110 mains230/12V	643.04	4051P	WC brush set wall mounted with lid polished stainless steel	96.03
381	Shower curtain 0.9x1.8m white PVC	14.37	4051S	WC brush set wall mounted with lid stainless steel satin	96.03
38101015	BINOPTIC 2 bsn tap Ø15 chrome st steel L140, CW, mains+stpcock	441.31	406000	Transformer 230/12V without box, suitable for DIN rail	106.55
382	Shower curtain 1.2x1.8m white PVC	15.57	406220	Transformer 230/12V with waterproof box grey PVC	370.18
38201015	BINOPTIC 2 basin tap Ø15 chrome st st L220 CW mains +stopcock	455.00	4070N	Spare toilet roll holder white Nylon	40.91
383000	BINOPTIC 2 basin tap M1/2" sat st st L140 panels, mains, stpck	410.15	4070P	Spare toilet roll holder polished stainless steel	50.51
383010	BINOPTIC 2 bsn tap M1/2" chrome st st L140 panels mains stpck	410.15	4070S	Spare toilet roll holder polished satin stainless steel	50.51
384100	BINOPTIC 2 basin tap M1/2" w-mounted sat st steel L220 mains	437.50	4081EW	U-shaped toilet roll holder white pwd-ctd stainless steel	36.38
384110	BINOPTIC 2 basin tap M1/2" w-mntd chrome st steel L220 mains	437.50	4081N	U-shaped toilet roll holder white Nylon	23.02
384110E	BINOPTIC 2 basin tap M1/2" wall-m chrome st st L220 Bluetooth	519.54	4081P	U-shaped toilet roll holder polished stainless steel	38.72
384130	BINOPTIC 2 basin tap M1/2" wall-mounted matte black L220 mains	505.84	4081S	U-shaped toilet roll holder stainless steel satin finish	38.72
387	Shower curtain 1.8x1.8m white PVC	19.31	4110P	Shower head holder chrome plated metal for bar Ø25 & Ø32	56.60
38801515	BINOPTIC basin tap Ø15 for CF H.170mm 230/12V mains supply	469.29	423	Replaced by 510420	-
388035	BINOPTIC basins M3/8" matte black tap H. 170mm mains 230/12V	523.36	428150	TEMPOMATIC c-wall 155mm urinal valve M1/2" mains 12V	452.75
388MCHB	BINOPTIC basins M3/8" matte black mixer H. 170mm mains 230/12V	653.51	428156	Replaced by 430200	-
388MCHLH15	BINOPTIC MIX basin Ø15 for CF H.170mm mixer 230/12V mains	613.59	428200	TEMPOMATIC c-wall 225mm urinal valve M1/2" mains 12V	460.99
390	6 x Shower curtain rings chrome plated brass	26.70	428206	Replaced by 430200	-
390BIS	6 x Shower curtain rings plastic	9.58	429101	Solenoid valve M3/4" 12V + filter for TEMPOMATIC urinal	77.56
39801515	BINOPTIC basin Ø15 for CF H.250mm tap 230/12V mains supply	513.01	430000	TEMPOMATIC 4 recessed urinal st steel satin 230/6V kit 2/2	430.70
398035	BINOPTIC basins M3/8" matte black tap H. 250mm mains 230/12V	567.73	430006	TEMPOMATIC 4 recessed urinal st steel satin 6V batt kit 2/2	401.99
398MCHB	BINOPTIC basins M3/8" matte black mixer H. 250mm mains 230/12V	697.89	430010	TEMPOMATIC 4 recessed urinal pol st steel 230/6V kit 2/2	430.70
398MCHLH15	BINOPTIC MIX basin Ø15 for CF H.250mm mixer 230/12V mains	657.31	430016	TEMPOMATIC 4 recessed urinal pol st steel 6V battery kit 2/2	401.99
4042P	Robe hooks x 2 hooks polished stainless steel	32.58	430020	*TEMPOMATIC 4 rec urinal w. st stl. 230/6V (stock then 430010)	426.57
4042S	Robe hooks x 2 hooks polished satin stainless steel	32.58	430026	Replaced by 430016	-
4042W	Robe hooks x 2 hooks white powder-coated stainless steel	30.14	430030	TEMPOMATIC 4 recessed urinal black glass 230/6V kit2/2	510.76
4043BK	Coat hook Ø62x65 matte black stainless steel	21.96	430036	TEMPOMATIC 4 recessed urinal black glass 6V battery kit2/2	483.16
4043EW	Coat hook Ø62 x 65 white powder-coated stainless steel	17.23	430100	TEMPOMATIC cross wall urinal valve M1/2" 30mm mains 12V	390.00
4043N	Coat hook Ø62x65 Nylon	10.79	430200	TEMPOMATIC cross wall urinal valve M1/2" 200mm mains 12V	401.80
4043P	Coat hook Ø62x65 polished stainless steel	19.09	430646	Solenoid valve 6V f. TEMPOMATIC 4 ur. and BINOPTIC 2 recessed	92.20
4043S	Coat hook Ø62x65 stainless steel satin finish	19.09	430CLE	Fork wrench for recessing box	31.75

References prefixed by \* are available while stocks last. References are listed in ascending alphanumerical order.

\*\* Price excludes VAT.



REF.	DESCRIPTION	£ **
430EV	Stopcock, filter and solenoid valve for TEMPOMATIC 4 urinal	193.63
430PBOX	TEMPOMATIC 4 recessed elect urinal F1/2" 6V batteries kit 1/2	140.02
430SBOX	TEMPOMATIC 4 recessed electronic urinal F1/2" 230/6V kit 1/2	164.30
433000	White trigger hand spray H. 168mm, adjustable spray	129.86
433003	White scale resistant trigger hand spray H. 208, adj spray	176.06
433005	Multi-jet hand spray for mixers 2597 and 5526	84.17
433009	Black scale resistant trigger hand spray H. 208, adj spray	176.06
433010	Black trigger hand spray H. 168mm, adjustable spray	129.86
433011	Shock-resistant trigger-op hand spray with adjustable spray	195.19
433020	Pre-rinse set with hand spray 433000 no vlv, long col F3/4"	517.52
433038	Stainless steel spring guide for pre rinse set	127.33
433050	Wall-mounted bracket	61.49
433095	White food grade hose FF1/2" L0.95m	74.62
433095CH	Black food grade hose FF1/2" L0.95m	74.62
433120	White food grade hose FF1/2" L1.20m	82.50
433120CH	Black food grade hose FF1/2" L1.20m	82.50
433200	White food grade hose FF1/2" L2.00m	105.24
433220	Pre-rinse set w handspray 433000 no vlv, tel spout +long col	619.14
433305	Nozzle repair kit for white hand spray	30.31
433315	Nozzle repair kit for black hand spray	30.31
433402	Pre-rinse set, short column F3/4" with telescopic spout	297.66
433420	Pre-rinse set with hand spray 433000 no vlv, short col F3/4"	494.89
433422	Pre-rinse set w handspray 433000 no vlv tel spout +short col	599.92
433500	Pre-rinse set, short col F3/4" with swivelling tubular spout	333.86
433520	Pre-rinse short column F3/4" no bib tap	130.65
433620	Pre-rinse set with hand spray 433010 no vlv, short col F3/4"	517.98
433622	Pre-rinse set w handspray 433010 no vlv tub spout +short col	624.73
433720	Pre-rinse set with hand spray 433010 no vlv, long col F3/4"	544.24
433722	Pre-rinse set w handspray 433010 no vlv tub spout + long col	645.11
433800	Pre-rinse set, long col F3/4" with swivelling tubular spout	379.50
433802	Pre rinse long column 3/4" + spout	335.74
433820	Pre-rinse long column F3/4" no bib tap	173.21
434000	HOSPITAL trigger hand spray for bed pans	107.62
434000D	Nozzle for bed pan cleaner hand spray	5.73
434028	Wall support for HOSPITAL + HYGIENE hand spray	10.18
434065	HYGIÉNA trigger hand spray w. flow straightener for bed pans	129.86
434080	Flexible white PVC hose FF1/2" L0.80m	19.21
434125	Flexible white PVC hose FF1/2" L1.25m	21.69
434182	Inverted trigger hand spray with push button for bed pans	83.34
435	Discontinued	-
435020	Pre-rinse set with hand spray 433003 no vlv, long col F3/4"	560.79
435220	Pre-rinse set w handspray 433003 no vlv, tel spout +long col	662.44
435420	Pre-rinse set with hand spray 433003 no vlv, short col F3/4"	538.19
435422	Pre-rinse set w handspray 433003 no vlv tel spout +short col	643.23
435526	Catering flexible hose FF1/2" black L0.55m for mixer 5526	47.85
435576	Flexible hose L. 15m	384.61
435620	Pre-rinse set with hand spray 433009 no vlv, short col F3/4"	561.31
435622	Pre-rinse set w handspray 433009 no vlv tub spout +short col	653.58
435720	Pre-rinse set with hand spray 433009 no vlv, long col F3/4"	587.53
435722	Pre-rinse set w handspray 433009 no vlv tub spout + long col	688.44
4359	Straight curtain rail polished st steel Ø20 - 2m cut-to-size	82.38
4373	Ceiling support L1000 for rail Ø20 polished stainless steel	71.02
44000015	TEMPOMATIC 4 basin tap M1/2" rec mains supply Ø15 +stopcock	385.00
44000115	Replaced by 44000015	-
44000615	TEMPOMATIC 4 basin tap M1/2" 6V batteries 15mm + stopcock	350.00
44000615CO	TEMPOMATIC 4 basin tap M1/2" batt 6V copper tails Ø15 conn +SC	400.00
441100	TEMPOMATIC basin tap c-wall 30mm mains 230/12V spout L.170mm	413.63
44115715	Replaced by 441200	-
441200	TEMPOMATIC basin tap c-wall 165 mains 230/12V spout L.170mm	425.44
44200615	*TEMPOMATIC 3 bsn tap batt 15mm + stpcck (stock then 44000615)	497.03
443006	*TEMPOMATIC 3 wll mntd bsn tap 6V batt L190 (stock thn 443506)	534.38
443016	*TEMPOMATIC 3 bsn tap 6V L190 panels 1-4mm (stock then 443516)	573.28

REF.	DESCRIPTION	£ **
443218	TEMPOMATIC 4 recessed shower valve, 6V battery - kit 2/2	299.62
443219	TEMPOMATIC 4 recessed shower valve, 6V battery +ROUND, kit 2/2	408.23
443228	TEMPOMATIC 4 recessed shower valve, 230/6V - kit 2/2	316.75
443229	TEMPOMATIC 4 recessed shower valve, 230/6V +ROUND, kit 2/2	425.36
443400	TEMPOMATIC 4 basin M1/2" wall-m tap 230/6V rec. mains L.130	464.82
443406	TEMPOMATIC 4 wall mounted basin tap M1/2" 6V batteries L.130	363.97
443406LD	Replaced by 443406	-
443410	TEMPOMATIC 4 basin M1/2" tap CW 230/6V rec. mains L.130	464.82
443416	TEMPOMATIC 4 basin M1/2" cross wall tap 6V L.130	363.97
443426	TEMPOMATIC 4 basin tap M1/2" 6V batteries L130 panels 1-24mm	368.86
443436	TEMPOMATIC 4 basin M1/2" tap batt 6V L.130mm solid walls refit	363.97
443500	TEMPOMATIC 4 basin M1/2" wall-m tap 230/6V rec. mains L.190	509.95
443500LD	Replaced by 443500	-
443506	TEMPOMATIC 4 wall mounted basin tap M1/2" 6V batteries L190	405.50
443506LD	Replaced by 443506	-
443510	TEMPOMATIC 4 basin M1/2" tap CW 230/6V rec. mains L.190	509.95
443516	TEMPOMATIC 4 basin M1/2" cross wall tap 6V L.190	405.50
443526	TEMPOMATIC 4 tap M1/2" 6V batteries L190 for panels 1-24mm	409.17
443536	TEMPOMATIC 4 basin M1/2" tap batt 6V L.190mm solid walls refit	405.50
443PBOX	Rec waterproof housing TEMPOMATIC 4 shower 6V batt, kit 1/2	147.59
443SBOX	Rec waterproof housing TEMPOMATIC 4 shower 230/6V, kit 1/2	156.02
44400015	Replaced by 44000015	-
44400615	Replaced by 44000615	-
44525315	Replaced by 44000015	-
44525715	Replaced by 44000015	-
447	Non slip duck board semi-rigid white plastic	33.46
447100	TEMPOMATIC basin tap M3/8" 230/12V for panel 1-12mm no spout	503.40
449	Round pedal bin 3L polished stainless steel	47.71
44900015	TEMPOMATIC 5 basin tap M1/2" rec mains supply Ø15 +stopcock	250.00
44900115	TEMPOMATIC 5 basin tap M1/2" UK mains plug Ø15 + stopcock	250.00
44900615	TEMPOMATIC 5 basin tap M1/2" 6V batteries 15mm + stopcock	250.00
449406	TEMPOMATIC 5 wall mounted basin tap M1/2" 6V batteries L.150	271.82
449410	TEMPOMATIC 5 basin M1/2" tap CW 230/6V rec. mains L.150	319.44
449416	TEMPOMATIC 5 basin M1/2" cross wall tap 6V L.150	319.44
450P	Round pedal bin 5L polished stainless steel	62.97
452020	TEMPOMATIC shower valve M1/2" recessed mains 230/12V	449.07
452029	TEMPOMATIC shower kit M1/2" rec 230/12V + ROUND shower head	496.35
452100	TEMPOMATIC shower valve M1/2" cross-wall 30mm mains 230/12V	342.72
452109	TEMPOMATIC shower kit M1/2" c-wall 30 230/12V +ROUND sh head	437.27
452150	TEMPOMATIC cross wall 150mm shower valve M1/2" mains 230/12V	410.15
452159	TEMPOMATIC c.w. 150mm sh.valve M1/2" 230/12V +ROUND sh. head	519.54
452200	TEMPOMATIC shower valve M1/2" cross-wall 200 mains 230/12V	354.53
452209	TEMPOMATIC shower kit M1/2 c-wall 200 230/12V +ROUND sh head	449.07
452300	Replaced by 714906	-
452310	Replaced by 714916	-
452565	TEMPOMATIC recessed shower valve M1/2" mains 230/12V	499.56
452569	TEMPOMATIC recessed sh. valve M1/2" 230/12V + ROUND sh. head	607.81
453140	MINERALCAST wall mtd basin L1400 3 places Ø35 centre hole	1,989.30
454001A	MINERALCAST mounting bracket H525	243.26
454010	MINERALCAST mounting bracket H675	280.52
454120	MINERALCAST wall mtd basin L1200 2 places no tap hole	1,279.56
454122	MINERALCAST wall mtd basin L1200 2 places Ø35 centre hole	1,360.01
454180	MINERALCAST wall mtd basin L1800 3 places no tap hole	1,673.07
454182	MINERALCAST wall mtd basin L1800 3 places Ø35 centre hole	1,793.82
460	Wall mounted rectangular bin 13L polished stainless steel	138.05
461032	Replaced by 461032Y	-
461032Y	Cartridge and solenoid valve for dual control TEMPOMATIC WC	129.90
461035	Solenoid valve MM1" 12V for TEMPOMATIC WC + urinal	127.02
462	Wall mounted rectangular bin with cover 13L pol st steel	179.85
463000	Electronic multi unit 230/12V for TEMPOMATIC WC + trans	357.16
463030	TEMPOMATIC WC cross wall 30mm valve 1" mains 230/12V	853.11
463150	TEMPOMATIC WC cross wall 160mm valve 1" mains 230/12V	853.11

References prefixed by \* are available while stocks last. References are listed in ascending alphanumerical order.

\*\* Price excludes VAT.

REF.	DESCRIPTION	£ **	REF.	DESCRIPTION	£ **
463SRH	Solenoid valve + stopcock F1" + vacuum breaker Ø32 for WC	263.89	48203015	BINOPTIC MIX 2 bas mix Ø15 matte black L220,CW, mains+stopcock	598.11
464000	TEMPOMATIC WC dual control recessed st steel 230/6V kit 2/2	600.59	482110	BINOPTIC MIX 2 basin mixer M3/8" chrome st st L220 CW mains	506.76
464006	TEMPOMATIC WC dual control recessed st steel 6V bat. kit 2/2	570.55	482130	BINOPTIC MIX 2 basin mixer M3/8" matte black L220, CW, mains	575.12
464050	TEMPOMATIC WC dual cntrl rec m. blk 230/6V kit 2/2(+464SBOX)	630.13	484000	BINOPTIC MIX 2 wall bas mixvss ss L.240 mains +stopcock,kit2/2	463.45
464056	TEMPOMATIC WC dual cntrl rec m. blk 6V batt kit 2/2(+464PBOX)	600.09	484010	BINOPTIC MIX 2 wall bas mix chr ss L.240 mains +stopcock,kit2/2	463.45
464100	TEMPOMATIC WC 1" valve cross-wall 30mm mains 230/12V	803.61	484010E	BINOPTIC MIX 2 wall bas mix pol L.240 mains, BT,kit2/2	545.50
464200	TEMPOMATIC WC 1" valve cross-wall 200mm mains 230/12V	815.44	484012	Bracket M1/2"+230/6v supply fr BINOPTIC 2 &TEMPOMATIC 4 kit1/2	165.45
464300	TEMPOMATIC recessed dual ctrl 3/4" WC valve, side ctrl 230/6V	810.47	484612	Rec. bracket M1/2" for battery op. TEMPOMATIC MIX 4 kit1/2	165.45
464306	TEMPOMATIC rec dual ctrl 3/4" WC valve, side ctrl batteries	782.02	487020	TEMPOMATIC multi-urinal valve M3/4" rec 230/12V +transformer	898.15
464MOD	Start-up module for TEMPOFLUX 3 and dual control TEMPOMATIC	63.75	487620	TEMPOMATIC recessed multi urinals M3/4" 230/12V +transformer	894.94
464PBOX	TEMPOMATIC WC 3/4" recessed flush valve 6V batt. kit 1/2	180.17	48801515	BINOPTIC basin Ø15 for CF tap H.170mm 6V battery operated	573.68
464SBOX	TEMPOMATIC WC 3/4" recessed flush valve 230/6V kit 1/2	180.17	488035	BINOPTIC for basins M3/8" matte black tap H.170mm 6V bty-op	619.51
465	Slimline wall mounted rectangular bin 4.5L polished st steel	147.80	488MCHB	BINOPTIC MIX basins M3/8" matte black mix H.170mm 6V batteries	767.42
465000	TEMPOMATIC WC recessed stainless steel 230/6V kit 2/2	628.90	488MCHLH15	BINOPTIC MIX Ø15 for CF mixer H.170mm 6V battery operated	745.78
465006	TEMPOMATIC WC recessed stainless steel 6V bat. kit 2/2	628.90	49000015	TEMPOMATIC MIX 4 basin M1/2" rec mains supply Ø15 stopcocks	461.67
465050	TEMPOMATIC WC rec m. blk 230/6V kit 2/2(+464SBOX)	658.44	49000115	TEMPOMATIC MIX 4 basin M1/2" rec UK mains plug Ø15 stopcocks	435.12
465056	TEMPOMATIC WC rec m. blk 6V batt kit 2/2(+464PBOX)	658.44	49000615	TEMPOMATIC MIX 4 basin mix M1/2" batteries 15mm + stopcocks	412.82
465S	Slimline wall mounted rectangular bin 4.5L satin st. steel	147.80	49000615CO	TEMPOMATIC MIX 4 basins M1/2" batt copper tails Ø 15 conn +SC	498.03
47300015	BINOPTIC MIX 2 basin mixer Ø15 sat st st mains, stopcock	529.77	490230EXT	Electrical extension for TEMPOMATIC 4 basin	24.67
47300615	BINOPTIC MIX 2 basin mixer Ø15 sat st st batteries, stopcock	529.77	490240	Recessed 6V supply for TEMPOMATIC 4 basin from Feb 2016	80.31
47301015	BINOPTIC MIX 2 bsn mixer Ø15 chrome st steel mains, stopcock	529.77	490452T	Electronic unit TEMPOMATIC 4 bsn wall m. mains rangefinder	229.26
47301615	BINOPTIC MIX 2 basin mixer Ø15 chrome st st batteries stopcock	529.77	490454	Elec control unit C TEMPOMATIC 4 w-mtd for basins 6V int batt.	229.26
47303015	BINOPTIC MIX 2 basin mix Ø15 matte black mains, stopcock	598.11	49200615	*TEMPOMATIC MIX 3 bsn batt Ø15 +stpccks (stock thn 49000615)	540.68
47303615	BINOPTIC MIX 2 basin mix Ø15 matte black batteries, stopcock	598.11	492446	Electronic control unit for TEMPOMATIC 3 integ 6V battery	229.26
473110E	BINOPTIC MIX 2 basin mixer M3/8" chrome st st mains Bluetooth	601.57	492647	Solenoid valve M for TEMPOMATIC 3 urinal	209.00
47400015	BINOPTIC MIX 2 basin mixer Ø15 sat st st H170 mains, stopcock	557.09	493400	TEMPOMATIC MIX 4 bas. wall-m mix 230/6V reces. L.160 kit 2/2	473.36
47400615	BINOPTIC MIX 2 basin mixer Ø15 sat st st H170 batt, stopcock	557.09	493406	TEMPOMATIC MIX 4 basinwall-m mixer 6V batteries L.160 kit 2/2	416.30
47401015	BINOPTIC MIX 2 basin mixer Ø15 chrome st st H170 mains stpck	557.09	493410	*TEMPOMATIC MIX 4 bsn CW 230/6V L.130 (stock thn 493510)	509.43
47401615	BINOPTIC MIX 2 basin mixer Ø15 chrome st st H170 batt stopcock	557.09	493416	*TEMPOMATIC MIX 4 bsn c-wall 6V batt L.130 (stock thn 493516)	455.40
47403015	BINOPTIC MIX 2 basin mixer Ø15 matte black H170 mains, stpck	625.46	493500	TEMPOMATIC MIX 4 basinwall-m mix 230/6V reces. L.220 kit 2/2	520.94
47403615	BINOPTIC MIX 2 basin mixer Ø15 matte black H170 batt, stopcock	625.46	493506	TEMPOMATIC MIX 4 basinwall-m mixer 6V batteries L.220 kit 2/2	463.89
474110E	BINOPTIC MIX 2 basin mixer M3/8" chrome st steel H170 mains BT	628.90	493506LD	Replaced by 493506	-
47500015	BINOPTIC MIX 2 basin mixer Ø15 sat st st H250 mains, stopcock	584.44	493510	TEMPOMATIC MIX 4 basin F3/8" mixer CW 230/6V rec mains L.190	554.55
47500615	BINOPTIC MIX 2 basin mixer Ø15 satin st st H250 batt, stopcock	584.44	493516	TEMPOMATIC MIX 4 basin F3/8" mix c-wall 6V batteries L.190	500.50
47501015	BINOPTIC MIX 2 basin mixer Ø15 chrome st st H250 mains, stpck	584.44	49400015	Replaced by 49000015	-
47501615	BINOPTIC MIX 2 basin mixer Ø15 chrome st st H250 batt, stpck	584.44	49400615	Replaced by 49000615	-
47503015	BINOPTIC MIX 2 basin mixer Ø15 matte black H250 mains, stpck	652.78	495070	TEMPOMATIC detector with cable L0.7m	102.59
47503615	BINOPTIC MIX 2 basin mixer Ø15 matte black H250 batt, stopcock	652.78	495149	TEMPOMATIC detector with cable L.1.50m	113.10
475110E	BINOPTIC MIX 2 basin mixer Ø15 chrome st steel H250 mains BT	656.25	49525315	Replaced by 49000015	-
47801515	BINOPTIC basin tap Ø15 for compression fitting 6V battery	534.88	49525715	Replaced by 49000615	-
478035	BINOPTIC basins M3/8" matte black tap 6V batteries	589.91	495444BC	Standard electronic control unit 230/12V with duty flush	238.54
478MCH15	BINOPTIC MIX basin mixer Ø15 compression fittings 6V battery	696.63	495445BC	Multifunction elect control unit 230/12V for TEMPOMATIC	352.07
478MCHB	BINOPTIC MIX basins M3/8" matt black mix w/ housing 6V batt.	737.84	495446BC	Electronic control unit 6V battery operated for TEMPOMATIC	410.82
479007	Replaced by 479412	-	495606	Solenoid vlv M3/8" 6V + filter for TEMPOMATIC, BINOPTIC basin	129.90
479008	Replaced by 479411	-	495612	Solenoid vlv M3/8" 12V + filter for TEMPOMATIC, BINOPTIC basin	57.28
479410	TEMPOMATIC 4 urinal M1/2" inline 6V battery offset 35mm	399.61	495615	Solenoid valve M1/2" 6V +filter for TEMPOMATIC shower+urinal	129.90
479411	TEMPOMATIC 4 urinal M1/2" angled 6V battery offset 35mm	384.53	495626	Solenoid vlv M1/2" 12V + filter for TEMPOMATIC basin/urinal	58.14
479412	TEMPOMATIC 4 urinal kit angled 6V batt offset 50 + neck tube	419.22	495626CEB	Solenoid valve 1/2" + cable L.4m for multifunction unit	80.50
479413	TEMPOMATIC 4 urinal kit M1/2" angled 6V batt for FINO	434.30	49801515	BINOPTIC basin Ø15 for CF tap H.250mm 6V battery operated	607.77
479414	TEMPOMATIC 4 urinal kit M1/2" angled 6V batt for DELTA	431.30	498035	BINOPTIC for basins M3/8" matte black tap H.250mm 6V bty-op	663.86
479415	Discontinued	-	498MCHB	BINOPTIC for basins M3/8" matte black mixer H.250mm 6V bty-op	811.81
479416	TEMPOMATIC 4 urinal kit M1/2" angled 6V battery offset 30mm	417.72	498MCHLH15	BINOPTIC MIX Ø15 for CF mixer H.250mm 6V battery operated	769.52
479436	Replaced by 479437	-	49900015	TEMPOMATIC MIX 5 basin M1/2" rec mains supply Ø15 stopcocks	315.00
479437	Electronic control unit C TEMPOMATIC 4 urinals, int 6V batt	217.16	49900115	TEMPOMATIC MIX 5 basin M1/2" rec UK mains plug Ø15 stopcocks	315.00
479446	Electronic control unit 6V battery-op for TEMPOMATIC 3 urinal	254.04	49900615	TEMPOMATIC MIX 5 basin mix M1/2" batteries 15mm + stopcocks	315.00
479650	Sol. valve 6V, adj. flow rate fr TEMPOMATIC 3 &TEMPOMATIC 4	129.90	499410	TEMPOMATIC MIX 5 basin F3/8" mixer CW 230/6V rec mains L.180	364.15
479651	Sol. valve 6V adj. flow rate for TEMPOMATIC 3 bsn (old design)	129.90	499416	TEMPOMATIC MIX 5 basin F3/8" mix c-wall 6V batteries L.180	364.15
479662	Replaced by 479665	-	500920	ECONOMIX TMV's repair kit	205.42
479748	Replaced by 479650	-	500980	Repair kit - HYDROMIX and HYDROMIX combi's	116.21
482010	BINOPTIC MIX 2 bsn mix M3/8" chrome st st L220 CW mains+stpck	519.54	50504N	Grab bar Ø32 L400 white Nylon	78.56
48201015	BINOPTIC MIX 2 basin mix Ø15 chrome st st L220 CW mains+stpck	529.77	50504P2	Grab bar Ø32 L400 polished stainless steel	76.56
482030	BINOPTIC MIX 2 bas mix M3/8" matte blk L220, CW,mains+stopcock	587.89	50504S	Grab bar Ø32 L400 Stainless steel satin finish	76.56

References prefixed by \* are available while stocks last. References are listed in ascending alphanumerical order.

\*\* Price excludes VAT.

REF.	DESCRIPTION	£ **
50505N	Grab bar Ø32 L500 white Nylon	86.39
50505P2	Grab bar Ø32 L500 polished stainless steel	82.54
50505S	Grab bar Ø32 L500 stainless steel satin finish	82.54
50506N	Grab bar Ø32 L600 white Nylon	93.42
50506P2	Grab bar Ø32 L600 polished stainless steel	88.53
50506S	Grab bar Ø32 L600 stainless steel satin finish	88.53
50509N	Grab bar Ø32 L900 white Nylon	114.41
50509P2	Grab bar Ø32 L900 polished stainless steel	106.47
50509S	Grab bar Ø32 L900 Stainless steel satin finish	106.47
5050N	Grab bar Ø32 L300 white Nylon	73.76
5050P2	Grab bar Ø32 L300 polished stainless steel	70.59
5050S	Grab bar Ø32 L300 stainless steel satin finish	70.59
50510S	Grab bar Ø32 L1050 Stainless steel satin	150.26
5055P2	*Grab bar Ø25 L300 pol. stain st. (while stock then 5050P2)	68.27
5056P2	Replaced by 50504P2	-
5057P2	*Grab bar Ø25 L500 pol. stain st. (while stock then 50505P2)	78.51
5058P2	*Grab bar Ø25 L600 pol. stain st. (while stock then 50506P2)	87.14
5059P2	*Grab bar Ø25 L900 pol. stain st. (while stock then 50509P2)	95.56
50600	Filtration unit for BIOFIL 6M pre-filter (Unit price, supplied individually)	37.86
50680	BIOFIL 6M pre-filter (Unit price, supplied individually)	71.13
5070DP2	L-shaped handrail (right) Ø32 H750 polished stainless steel	193.93
5070DS	L-shaped handrail (right) Ø32 H750 stainless steel satin	193.93
5070GP2	L-shaped handrail (left) Ø32 H750 polished stainless steel	193.93
5070GS	L-shaped handrail (left) Ø32 H750 stainless steel satin	193.93
5070N	L-shaped handrail Ø32 H750 white Nylon	200.68
5071DP2	L-shaped handrail (right) Ø32 H1150 polished stainless steel	219.23
5071DS	L-shaped handrail (right) Ø32 H1150 stainless steel satin	219.23
5071GP2	L-shaped handrail (left) Ø32 H1150 polished stainless steel	219.23
5071GS	L-shaped handrail (left) Ø32 H1150 stainless steel satin	219.23
5071N	L-shaped handrail Ø32 H1245 white Nylon	244.82
5081N	Grab rail 135° Ø32 400x400 3 fixing points white Nylon	140.70
5081P2	Grab rail 135° Ø32 400x400 2 fix. points polished st steel	101.91
5081S	Grab rail 135° Ø32 400x400 2 fixing points st steel satin	101.91
5082P	Grab rail 135° Ø32 400x400 3 fix. points polished st steel	117.19
5082S	Grab rail 135° Ø32 400x400 3 fixing points st steel satin	117.19
5082W	Grab rail 135° Ø32 400x400 3 fix points wht pwd-ctd st steel	142.23
5083N	Grab rail 135° Ø32 220x220 3 fix. points wht Nylon	108.24
5083P	Grab rail 135° Ø32 220x220 2 fix. points polished st steel	97.31
5083S	Grab rail 135° Ø32 220x220 2 fixing points st steel satin	97.31
5086P2	Grab rail 135° Ø25 400x400 2 fix. points polished st steel	82.01
5087P	Grab rail 135° Ø25 400x400 3 fix. points polished st steel	94.12
510042N	Double hook white Nylon	8.47
510043N	Single hook white Nylon	7.76
510047BK	Matte black stainless steel coat hook	13.82
510047P	Bright polished stainless steel hook	13.64
510047S	Satin finish stainless steel hook	13.64
510047W	White powder coated stainless steel hook	13.64
510050P	Replaced by 4050P + 4051M	-
510050S	Replaced by 4050S + 4051M	-
510050W	Replaced by 4050EW + 4051M	-
510051C	Replaced by 4051C + 4051M	-
510051MW	Replaced by 4051EW + 4051M	-
510051P	*WC brush w-mtd lid +ergo hdlr pol.(whl stk then 4051P+4051M)	136.24
510051S	Replaced by 4051S + 4051M	-
510051W	Replaced by 4051EW + 4051M	-
510081	Toilet roll holder for bars Ø32-34 grey Nylon	30.48
510081N	Toilet roll holder for bars Ø32-34 white Nylon	30.48
510081P	Toilet roll holder for bars Ø32, chrome-plated	36.71
510082P	Double toilet roll holder bright polished stainless steel	39.19
510082S	Double toilet roll holder polished satin stainless steel	39.19
510082W	Double toilet roll holder powder-coated stainless steel	39.19
510083BK	Single toilet roll holder matte black stainless steel	34.97

REF.	DESCRIPTION	£ **
510083P	Single toilet roll holder bright polished stainless steel	30.41
510083S	Single toilet roll holder polished satin stainless steel	30.41
510083W	Single toilet roll holder powder-coated stainless steel	30.41
5100DP2	*Right-angled bar (right) Ø32 pol. ss. (whl stk then 5481P)	360.80
5100DS	*Right-angled bar (right) Ø32 ss sat. (whl stock then 5481S)	360.80
5100GP2	*Right-angled bar (left) Ø32 pol. ss (while stock then 5481P)	360.80
5100GS	*Right-angled bar (left) Ø32 ss sat. (while stock then 5481S)	360.80
5100N	Right-angled bar Ø32 white Nylon	333.84
510104S	Anti-lig coat hook Ø90 304 st steel satin (ex-0011040000)	140.21
510110	Shower head holder white Nylon for bar Ø32	35.50
510110NG	Shower head holder grey Nylon for bar Ø32	18.64
510120	Clip-on sliding shower soap dish clear for bar Ø25&32	20.39
510120N	Clip-on sliding shower soap dish white Nylon for bar Ø25&32	20.39
510150	Chrome-plated cover plate (bars 510160-510164-510162-510170)	49.91
510150N	Cover plate white Nylon (for bars 5160N-5164N-5162N-5170N)	35.14
510151S	Female wall sticker 304 st steel satin (ex-0011410000)	28.24
510152S	Male wall sticker 304 stainless steel satin (ex-0011400000)	28.24
510153S	Disabled wall sticker 304 st steel satin (ex-0011370000)	28.24
510154S	WC wall sticker 304 stainless steel satin (ex-0011420000)	28.24
510155S	Mixed disabled sticker 304 st steel satin (ex-0011380000)	29.86
510156S	*Wall sign, baby changing room, 304 sat. stain. s (whl stock)	28.24
510158	Discontinued	-
510159N	Discontinued	-
510159P	Discontinued	-
510159S	Discontinued	-
510160P	Drop-down support rail Ø32 L650 polished stainless steel	337.16
510160S	Drop-down support rail Ø32 L650 stainless steel satin finish	337.16
510161P	*Wall support rail Ø32 L650 pol. ss (whl stock then 510160P)	329.46
510161S	*Wall support rail Ø32 L650 sat. ss (whl stock then 510160S)	329.46
510162P	Drop-down rail with leg Ø32 L650 polished stainless steel	402.58
510162S	Drop-down rail with leg Ø32 L650 stainless steel satin	402.58
510164P	Drop-down support rail Ø32 L850 polished stainless steel	370.86
510164S	Drop-down support rail Ø32 L850 stainless steel satin finish	370.86
510170P	Drop-down rail with leg Ø32 L850 polished stainless steel	434.16
510170S	Drop-down rail with leg Ø32 L850 stainless steel satin	434.16
510201N	Adjustable mirror 600 × 500mm with white Nylon handle	291.86
510202BK	Tilting mirror 600 × 500mm with matte black tab handle	258.53
510202C	Adjustable mirror 600 × 500mm with anthracite handle	252.48
510202N	Adjustable mirror 600 × 500mm with white handle	252.48
510202P	Adjustable mirror 600 × 500mm with polished handle	252.48
510202S	Adjustable mirror 600 × 500mm with polished satin handle	252.48
510203	Mirror cabinet 600mm elec tap + elec soap disp + hand dryer	2,117.45
510203I	Unit with electronic tap, electronic soap disp., hand dryer	1,240.88
510203SD	Electronic soap disp unit for installation behind the mirror	377.43
510204	Mirror cabinet 800mm elec tap + elec soap disp + hand dryer	2,488.29
510205	Mirror cabinet 600mm elec tap + elec soap disp + paper towel	1,830.32
510205I	Unit with elec tap, electronic soap disp., paper towel disp	982.37
510206	Mirror cabinet 800mm elec tap + elec soap disp + paper towel	2,195.19
510207	Mirror cabinet 600mm electronic soap dispenser + hand dryer	1,757.91
510207I	Unit with electronic soap disp., hand dryer	1,054.75
510208	Mirror cabinet 800mm electronic soap dispenser + hand dryer	1,964.72
510209	Mirror cabinet 600mm elec soap disp + paper towel dispenser	1,468.37
510210	Mirror cabinet 800mm elec soap disp + paper towel dispenser	1,664.85
510300	Removable Comfort shower seat polished stainless steel	510.68
510300N	Removable Comfort shower seat white pwd-ctd stainless steel	510.68
510300S	Removable Comfort shower seat stainless steel satin finish	510.68
510400	ALU lift-up shower seat with leg	160.28
510400C	Discontinued	-
510400L	Discontinued	-
510405	BASIC + lift-up shower seat with leg	144.77
510410	ALU lift-up shower seat with leg - large model	205.22
510410L	Discontinued	-

References prefixed by \* are available while stocks last. References are listed in ascending alphanumerical order.

\*\* Price excludes VAT.

REF.	DESCRIPTION	£ **	REF.	DESCRIPTION	£ **
510418	ALU shower stool	149.15	510629	Comfort backrest for WC polished stainless steel structure	191.43
510418L	Discontinued	-	510629N	Nylon Comfort backrest for WC	211.16
510420	Lift-up Comfort shower seat polished stainless steel	341.85	510629S	Comfort backrest for WC stainless steel satin finish	191.43
510420N	Lift-up Comfort shower seat white pwd-ctd stainless steel	341.85	510700	Wall-mounted changing table	435.46
510420S	Lift-up Comfort shower seat stainless steel satin finish	341.85	510711S	Soap dispenser 1L rec 304 st steel satin (ex-0013200000)	244.34
510429	Comfort backrest for shower seat polished stainless steel	190.40	510712S	Paper towel dispenser rec 304 st steel satin (ex-0013120000)	296.91
510429N	Comfort backrest for shower seat white pwd-ctd st steel	190.40	510713S	Bin with push flap 18L rec 304 st st satin (ex-0013320000)	371.15
510429S	Comfort backrest for shower seat st steel satin finish	190.40	510714S	Paper towel disp + 10L bin rec combi unit (ex-0013680000)	478.37
510430	Lift-up Comfort shower seat + leg polished stainless steel	459.55	510715S	Paper towel disp + 30L bin rec combi unit (ex-2015101324)	746.64
510430N	Lift-up Comfort shower seat with leg white powder-coated	459.55	510716S	Dryer, paper towel disp + bin rec combi unit (ex-0013690000)	1,319.66
510430S	Lift-up Comfort shower seat with leg st steel satin finish	459.55	510788P	Single towel rail Ø20 L600 polished stainless steel	43.08
510434	Replaced by 510420+510429	-	510788S	Single towel rail Ø20 L600 stainless steel satin finish	43.08
510434N	*Cmf shwr seat + br wht pwd-ctd(whl stk then 510420N+510429N)	643.42	510788W	Single towel rail Ø20 L600 white powder-coated st steel	40.91
510434S	Replaced by 510420S+510429S	-	510790P	Double towel rail Ø20 L600 polished stainless steel	69.33
510436	*Cmf shower seat + br + leg ss (wht stock then 510430+510429)	786.07	510790S	Double towel rail Ø20 L600 stainless steel satin finish	69.33
510436N	Replaced by 510430N+510429N	-	510790W	Double towel rail Ø20 L.600 white powder-coated st steel	65.84
510436S	Replaced by 510430S+510429S	-	510910BK	Toilet roll holder for 400m roll, 304 matte black st steel	157.38
510461P	Wall mtd rect bin 25L polished 304 st steel (ex-0010350100)	158.55	510910P	Toilet roll holder for 400m roll, 304 bright stainless steel	136.87
510461S	Wall mtd rect bin 25L 304 st steel satin (ex-0010350000)	158.55	510910S	Toilet roll holder for 400m roll, 304 satin stainless steel	136.87
510463P	Wall mtd rect bin 38L polished 304 st steel (ex-0010890100)	227.13	510910W	Toilet roll holder for 400m roll, 304 white pwd-ctd st. steel	102.37
510463S	Wall mtd rect bin 38L 304 st steel satin (ex-0010890000)	227.13	510911BK	Toilet roll holder for 200m roll, 304 matte black st steel	125.89
510465BK	Wall-mtd rectangular bin 20L matte black 304 stainless steel	165.65	510911P	Toilet roll holder for 200m roll, 304 bright stainless steel	109.47
510465P	Wall-mtd rectangular bin 20L polished 304 stainless steel	143.56	510911S	Toilet roll holder for 200m roll, 304 satin stainless steel	109.47
510465S	Wall-mounted rectangular bin 20L 304 stainless steel satin	143.56	510911W	Toilet roll holder for 200m roll, 304 white pwd-ctd st. steel	81.68
510465W	Wall-mounted rectangular bin 20L white 304 stainless steel	143.56	511418BK	Be-Line® shower stool, black seat	248.49
510567	Toilet roll holder 304 stainless steel satin finish	34.90	511418C	Be-Line® shower stool, metallised anthracite seat	216.85
510579	Aluminium soap dispenser specifically for showers	106.49	511418W	Be-Line® shower stool, white seat	216.85
51057CO	Lid for soap dispenser 510579	13.42	511516W	Basic drop-down rail Ø32 L.760 white powder-coated	166.14
51057M	Pump for soap dispenser 510579	44.72	511517W	Drop down rail with leg Basic Ø32 L.760 white powder coated	271.83
510580	Liquid soap dispenser 1L polished 304 stainless steel	123.80	511804MC	Be-Line® DOC M WC Pack metallised anthracite	831.43
510581	Liquid soap dispenser 1L white powder-coated 304 st. steel	109.50	511804MW	Be-Line® DOC M WC Pack matte white	831.43
510582	Liquid soap dispenser 1L 304 stainless steel satin finish	115.91	511809MC	Be-Line® DOC M WC Pack metallised anthracite with backrest	1,039.58
510583	Liquid soap dispenser 0.5L polished 304 stainless steel	116.38	511809MW	Be-Line® DOC M WC Pack matte white with backrest	1,039.58
510584	Liquid soap dispenser 0.5L white powder-coated 304 st.steel	102.93	511811MC	Be-Line® DOC M Ambulant Disabled Pack metallised anthracite	346.93
510585	Washer repair kit for 51058x soap dispensers	8.71	511811MW	Be-Line® DOC M Ambulant Disabled Pack matte white	346.93
510586	Liquid soap dispenser 0.5L 304 stainless steel satin finish	108.97	511903BK	Be-Line matte black aluminium grab bar Ø35mm L. 300mm	91.38
51058CO	*Lid for 51058x liquid soap dispensers (while stock)	9.84	511903C	Be-Line grab bar Ø35 L.300 anthracite aluminium	79.46
51058M	Pump for soap dispenser 510580	50.58	511903W	Be-Line grab bar Ø35 L.300 white aluminium	79.46
510601BK	Folded paper towel dispenser matte black 304 stainless steel	167.97	511904BK	Be-Line matte black aluminium grab bar Ø35mm L. 400mm	100.52
510601P	Folded paper towel dispenser polished stainless steel	146.01	511904C	Be-Line grab bar Ø35 L.400 anthracite aluminium	87.40
510601S	Folded paper towel dispenser stainless steel satin finish	146.01	511904MC	Be-Line DOC M grab bar Ø35 L.450 anthracite aluminium	110.73
510601W	Folded paper towel dispenser white powder-coated	131.35	511904MW	Be-Line DOC M grab bar Ø35 L.450 white aluminium	110.73
510621	SPEEDJET automatic hand dryer with pulsed air grey metal	1,523.17	511904W	Be-Line grab bar Ø35 L.400 white aluminium	87.40
510621F	Filter for 510621 delivered after 2013	30.10	511905BK	Be-Line matte black aluminium grab bar Ø35mm L. 500mm	109.67
510621FA	Filter for 510621 delivered before 2013	31.54	511905C	Be-Line grab bar Ø35 L.500 anthracite aluminium	95.36
510621R	Reservoir for 510621	40.32	511905W	Be-Line grab bar Ø35 L.500 white aluminium	95.36
510622	HIGHFLOW automatic air pulse hand dryer bright st st	483.12	511906BK	Be-Line matte black aluminium grab bar Ø35mm L. 600mm	118.79
510622BK	HIGHFLOW automatic air pulse hand dryer matte black st st	555.62	511906C	Be-Line grab bar Ø35 L.600 anthracite aluminium	103.30
510622S	HIGHFLOW automatic air pulse hand dryer satin finish st. st.	483.12	511906MC	Be-Line DOC M grab bar Ø35 L.600 anthracite aluminium	116.95
510622W	HIGHFLOW automatic air pulse hand dryer white st. st. finish	483.12	511906MW	Be-Line DOC M grab bar Ø35 L.600 white aluminium	116.95
510623F	HEPA filter for SPEEDJET 2 without drip tray	115.20	511906W	Be-Line grab bar Ø35 L.600 white aluminium	103.30
510624B	SPEEDJET 2 air pulse hand dryer, matte black with reservoir	1,328.70	511909BK	Be-Line grab bar Ø35 L.900 matte black aluminium	143.35
510624C	SPEEDJET 2 air pulse hand dryer, anthracite with reservoir	1,219.98	511909C	Be-Line grab bar Ø35 L.900 anthracite aluminium	127.14
510624F	HEPA filter for SPEEDJET 2 with reservoir	62.21	511909W	Be-Line grab bar Ø35 L.900 white aluminium	127.14
510624RB	Reservoir for SPEEDJET 2 black	87.09	511911BK	Be-Line shower head holder matte black	45.36
510624RC	Reservoir for SPEEDJET 2 anthracite	87.09	511911C	Be-Line sliding shower head holder anthracite	40.23
510624RW	Reservoir for SPEEDJET 2 white	87.09	511911W	Be-Line sliding shower head holder white	40.23
510624W	SPEEDJET 2 auto air pulse hand dryer, white with reservoir	1,183.74	511912BK	Be-Line matte black sliding soap dish for Be-Line bars	26.47
510625P	HIGHFLOW compact automatic air pulse hand dryer bright st st	398.11	511912C	Be-Line anthracite sliding soap dish for Be-Line bars	23.42
510625S	HIGHFLOW compact automatic air pulse hand dryer satin st st	398.11	511912W	Be-Line white sliding soap dish for Be-Line bars	23.42
510627P	Wall mounted soap dish 304 stainless steel, polished	43.79	511920BK	Be-Line removable lift-up shower seat matte black alu no leg	356.66
510627S	Wall mounted soap dish 304 stainless steel satin finish	43.79	511920C	Be-Line removable lift-up shower seat anthracite alu no leg	316.33

References prefixed by \* are available while stocks last. References are listed in ascending alphanumerical order.

\*\* Price excludes VAT.

REF.	DESCRIPTION	£ **	REF.	DESCRIPTION	£ **
511920W	Be-Line removable lift-up shower seat white aluminium no leg	316.33	5119MFX	Mounting kit for Be-Line DOC M grab bars	33.50
511921FW	Be-line shelf with fixing plate for refs 511920 /511930	41.00	511MEXP1	Be-Line® exposed shower pack metallised anthracite	3,014.67
511921W	Be-line shelf without fixing plate for refs 511920 /511930	28.64	511MEXP2	Be-Line® exposed shower pack matte white	3,014.67
511922C	Shelf for grab bar metallised anthracite	28.17	511MREC1	Be-Line® recessed shower pack metallised anthracite	3,409.44
511922P	Shelf for chrome-plated grab bar	40.41	511MREC2	Be-Line® recessed shower pack matte white	3,409.44
511922W	Shelf for grab bar matte white	28.17	512021BK	Deck-mtd BINOPTIC liquid/foam soap disp. 1L, black, mains supply	407.77
511928BK	Be-Line DOC M WC backrest matte black aluminium	235.67	512021P	Deck-mtd BINOPTIC liquid/foam soap disp. 1L chrome, mains supply	354.58
511928C	Be-Line DOC M WC backrest anthracite aluminium	209.00	512021S	Deck-mtd BINOPTIC liquid/foam soap disp. 1L satin, mains supply	354.58
511928W	Be-Line DOC M WC backrest white aluminium	209.00	512031P	Deck-mtd T4 liquid/foam soap disp. 1L, chrome, mains supply	354.58
511929	Be-Line® backrest for shower seats	173.01	512036P	Deck-mtd T4 liquid soap dispenser 1L, chrome, battery-op	356.75
511930BK	Be-Line removable lift-up sh. seat + matte black with leg	342.95	512041P	Wall-mtd T4 liquid soap/foam dispenser 1L, chrome, rec mains	327.80
511930C	Be-Line removable lift-up sh. seat + metallic anthracite leg	304.18	512046P	Deck-mtd T4 liquid soap dispenser 1L, chrome battery-op	351.58
511930W	Be-Line removable lift-up shower seat with white leg	304.18	512051BK	Wall-mtd BINOPTIC liquid/foam soap disp. 1L black, mains supply	354.56
511941BK	Be-Line corner grab bar Ø35 695x695 matte black aluminium	256.44	512051P	Wall-mtd BINOPTIC liquid/foam soap disp. 1L chrome, mains supply	312.94
511941C	Be-Line corner grab bar Ø35 695x695 anthracite aluminium	227.46	512051S	Wall-mtd BINOPTIC liquid/foam soap disp. 1L satin, mains supply	312.94
511941W	Be-Line corner grab bar Ø35 695x695 white aluminium	227.46	512066BK	Electronic liquid soap dispenser 1L matte black 304 st steel	240.13
511943BK	Be-line coat hook matte black aluminium	24.22	512066P	Electronic liquid soap dispenser 1L bright pol 304 st steel	208.80
511943C	Be-line coat hook metallised anthracite aluminium	21.47	512066S	Electronic liquid soap dispenser 1L pol satin 304 st steel	208.80
511943W	Be-line coat hook matte white aluminium	21.47	512066W	Electronic liquid soap dispenser 1L white powder-ctd 304 st st	208.80
511944BK	Be-Line T-shaped grab bar Ø35 H.1130x500 matte black alu	275.06	512067BK	Matte black drip tray for dispensers 51058x and 512066x	46.04
511944C	Be-Line T-shaped grab bar Ø35 H.1130x500 anthracite alu	243.98	512067P	Bright polished drip tray for dispensers 51058x and 512066x	39.81
511944W	Be-Line T-shaped grab bar Ø35 H.1130x500 white aluminium	243.98	512067S	Satin drip tray for dispensers 51058x and 512066x	39.81
511946C	*Be-Line bar + slid hldr anthr (whl stk then 511909C+511911C)	205.75	512067W	White drip tray for dispensers 51058x and 512066x	39.81
511946W	*Be-Line bar + slid hldr white (whl stk then 511909W+511911W)	205.75	51206BC	Electronic box for 512066 + o-ring	121.84
511949BK	Be-Line grab bar + shower head rail Ø35 matte black alu	393.00	51206CR	Discontinued	-
511949C	Be-Line grab bar + shower head rail Ø35 anthracite aluminium	348.59	5120P2	Corner grab bar 2 walls Ø32 750x750 polished stainless steel	229.12
511949W	Be-Line grab bar + shower head rail Ø35 white aluminium	348.59	5120S	Corner grab bar 2 walls Ø32 750x750 stainless steel satin	229.12
511950C	Be-Line anthracite fixings cover (bars 511960-511964)	52.64	512111BK	C-wall BINOPTIC liquid/foam soap disp L1.2m tube, black, mains	386.08
511950FC	Be-line anthracite cover plate (for bars 511960-511964)	97.86	512111P	C-wall BINOPTIC liquid/foam soap disp L1.2m tube, chrome, mains	340.78
511950FW	Be-line white cover plate (for bars 511960-511964)	97.86	512111S	C-wall BINOPTIC liquid/foam soap disp L1.2 tube, sat mains	340.78
511950W	Be-Line white cover plate (bars 511960-511964)	52.64	512121BK	Deck-mtd BINOPTIC liq/foam soap disp L1.2m tube, blk mains	407.77
511960BK	Be-Line drop-down support rail Ø42mm L.650mm matte black alu	395.97	512121P	Deck-mtd BINOPTIC liq/foam soap disp L1.2m tube, chrome, mains	354.58
511960C	Be-line drop down rail Ø42 L.650 anthracite aluminium	344.32	512121S	Deck-mtd BINOPTIC liq/foam soap disp L1.2m tube, satin, mains	354.58
511960W	Be-line drop down rail Ø42 L.650 white aluminium	344.32	512131P	Deck-mtd T4 liquid/foam soap disp L1.2m tube, chrome, mains	354.58
511962BK	Be-Line drop-down support rail + leg Ø42 L.650 matte blk alu	472.22	512136P	Deck-mtd T4 liquid soap disp, tube L.1.2m, chrome battery-op	356.75
511962C	Be-Line drop-down rail with leg Ø42 L.650 anthracite aluminium	410.56	512141P	Wall-mtd T4 liquid soap/foam disp L.1.2m, chrome, rec mains	327.80
511962W	Be-Line drop-down rail with leg Ø42 L.650 white aluminium	410.56	512146P	Wall-mtd T4 liquid soap disp, tube L.1.2m, chrome battery-op	351.58
511963BK	Be-Line drop-down support rail + leg Ø42 L.850 matte blk alu	499.34	512151BK	Wall-mtd BINOPTIC liq/foam soap disp L1.2m tube, black, mains	354.56
511963C	Be-Line drop-down rail with leg Ø42 L.850 anthracite aluminium	434.22	512151P	Wall-mtd BINOPTIC liq/foam soap disp L1.2m tube, chrome, mains	312.94
511963W	Be-Line drop-down rail with leg Ø42 L.850 white aluminium	434.22	512151S	Wall-mtd BINOPTIC liq/foam soap disp L1.2m tube, satin, mains	312.94
511964BK	Be-Line drop-down support rail Ø42mm L.850mm matte black alu	425.36	512171P	C-wall T4 liquid soap/foam disp tube L.1.2m, chrome rec mains	327.80
511964C	Be-line drop down rail Ø42 L.850 anthracite aluminium	369.82	5121N	Corner grab bar for shower seat Ø32 white Nylon	247.52
511964W	Be-line drop down rail Ø42 L.850 white aluminium	369.82	512521BK	Deck-mtd BINOPTIC liquid/foam soap disp. 0.5L, black, mains	407.77
511965BK	Toilet roll holder for Be-Line bar matte black	42.17	512521P	Deck-mtd BINOPTIC liquid/foam soap disp. 0.5L, chrome, mains	354.58
511965C	Toilet roll holder for Be-Line bar anthracite	37.31	512521S	Deck-mtd BINOPTIC liquid/foam soap disp. 0.5L, satin, mains	354.58
511965W	Toilet roll holder for Be-Line bar white	37.31	512531P	Deck-mtd T4 liquid/foam soap dispenser 0.5L, chrome, mains	354.58
511966BK	Wall-mtd toilet roll holder for Be-Line bar matte black	46.98	512566BK	Electronic liquid soap dispenser 0.5L matte black 304 st steel	228.11
511966C	Wall-mtd toilet roll holder for Be-Line bar metallised anthr	41.67	512566P	Electronic liquid soap dispenser 0.5L bright pol 304 st steel	198.36
511966W	Wall-mtd toilet roll holder for Be-Line bar matte white	41.67	512566S	Electronic liquid soap dispenser 0.5L pol satin 304 st steel	198.36
511970BK	Be-Line L-shaped grab bar Ø35 H.750 matte black aluminium	244.31	512566W	Electronic liquid soap dispenser 0.5L white powder-ctd 304 st st	198.36
511970C	Be-Line L-shaped grab bar Ø35 H.750 anthracite aluminium	216.67	5160N	Drop-down support rail Ø32 L650 white Nylon	339.08
511970W	Be-Line L-shaped grab bar Ø35 H.750 white aluminium	216.67	5161N	Wall support rail Ø32 L650 white Nylon	283.88
511971BK	Be-Line L-shaped grab bar Ø35 H.1130 matte black aluminium	280.72	5162N	Drop-down rail with leg Ø32 L650 white Nylon	461.38
511971C	Be-Line L-shaped grab bar Ø35 H.1130 anthracite aluminium	249.00	5164N	Drop-down support rail Ø32 L850 white Nylon	361.31
511971W	Be-Line L-shaped grab bar Ø35 H.1130 white aluminium	249.00	517000	Siphon F1 1/4" w. horizontal outlet Ø32 chrome plated brass	65.44
511982BK	Be-Line grab bar 135° Ø35 400x400 3 fix pts black alu	170.58	5170N	Drop-down rail with leg Ø32 L850 white Nylon	484.40
511982C	Be-Line grab bar 135° Ø35 400x400 3 fix pts anthracite alu	148.33	5180P2	*Grab rail 90° Ø32 300x300 pol ss (while stock then 5081P2)	128.23
511982W	Be-Line grab bar 135° Ø35 400x400 3 fix pts white aluminium	148.33	5180S	*Grab rail 90° Ø32 300x300 ss sat. (while stock then 5081S)	128.23
511983BK	Be-Line grab bar 135° Ø35 220x220 3 fix pts matte black alu	151.07	530	ECO grab bar Ø25 L300 polished stainless steel	28.66
511983C	Be-Line grab bar 135° Ø35 220x220 3 fix pts anthracite alu	134.00	531	ECO grab bar Ø25 L400 polished stainless steel	32.86
511983W	Be-Line grab bar 135° Ø35 220x220 3 fix pts white aluminium	134.00	532	ECO grab bar Ø25 L500 polished stainless steel	34.99
5119FIX	Mounting kit for Be-Line grab bars	15.77	536	ECO grab bar Ø25 L600 polished stainless steel	40.18

References prefixed by \* are available while stocks last. References are listed in ascending alphanumerical order.

\*\* Price excludes VAT.

REF.	DESCRIPTION	£ **	REF.	DESCRIPTION	£ **
543000	TEMPOFIX 3 frame elect mains 230/6V for urinals Ø35 kit 1/2	458.94	578	Round mirror studded peg Ø20 chrome plated brass	7.25
543000D	TEMPOFIX 3 frame elect mains 230/6V for urinals 1/2" kit 1/2	458.94	578110	PEHD sleeve connector 100/110	31.68
543006	TEMPOFIX 3 fr sys time flow or bat for urinals Ø35 kit 1/2	458.94	578212	TEMPOFLUX 2 WC 6L single flush for TEMPOFIX 3 fr sys kit 2/2	91.78
543006D	TEMPOFIX 3 fr sys time flow or bat for urinals 1/2" kit 1/2	458.94	578222	TEMPOFLUX 2 WC 3L/6L dual flush for TEMPOFIX 3 fr sys kit 2/2	91.78
543100	Replaced by 543000 + 430010	-	578230	TEMPOFLUX 2 WC dual flush TEMPOFIX 3 fr sys 70-130mm kit 2/2	160.63
5440N	T-shaped shower handrail Ø32 1150x500 white Nylon	268.60	578300DE	*TEMPOFIX 3 WC frame Ø110 wall fix kit (stock then 578305BE)	533.98
5440P2	T-shaped shower handrail Ø32 1150x500 polished st steel	237.59	578305DE	TEMPOFIX 3 WC frame 10-35 & 70-130mm Ø110 free-stand kit 1/2	516.31
5440S	T-shaped shower handrail Ø32 1150x500 stainless steel satin	237.59	578400DE	Replaced by 578405DE	-
5441N	Sliding T-shaped grab bar Ø32 1150x500 white Nylon	291.24	578405DE	TEMPOFIX 3 WC frame 30-60mm Ø110 free-standing kit 1/2	516.31
5441P	Sliding T-shaped grab bar Ø32 1160x500 bright polished st.st.	285.50	578MAN	TEMPOFIX 3 spare soil pipe sleeve connector	29.03
5441S	Sliding T-shaped grab bar Ø32 1160x500 satin polished st.st.	285.50	578MUR	Wall reinforcements for TEMPOFIX 3 frame system	41.28
5445T2S	Twin hole wall mtd sink mixer swivel underspout L200	201.83	578PMR	TEMPOFIX 3 connection kit, L 580mm for PMR WC bowl	20.48
5460N	Straight bar Ø32 +sliding block H1150 white Nylon	185.26	578TUBE	Spare flush pipe Ø100 TEMPOFIX 3 frame system	42.51
5460P2	Straight bar Ø32 +sliding block H1150 polished st steel	189.18	580000	Basin or urinal waste Ø63 M1 1/4" st steel grid + ctrl screw	14.12
5460S	Straight bar Ø32 +sliding block H1150 st steel satin finish	189.18	581000	On/Off washbasin waste 1 1/4" stainless steel valve	38.15
5481DP2	Grab bar and shower rail (right) Ø32 polished st steel	354.45	5825	Black pre-rinse set with mixer + hand spray 433009, bib tap	984.27
5481DS	Grab bar and shower rail (right) Ø32 stainless steel satin	354.45	5826	Black pre-rinse with mixer + hand spray 433009, no bib tap	792.33
5481GP2	Grab bar and shower rail (left) Ø32 polished stainless steel	354.45	5830	Black pre-rinse with mixer + hand spray 433009, no bib tap	769.94
5481GS	Grab bar and shower rail (left) Ø32 stainless steel satin	354.45	5832	Black pre-rinse set with mixer + hand spray 433009, bib tap	952.52
5481N	Shower grab bar and sliding white nylon vert. bar Ø32	433.61	5833	Blk pre-rinse w. twin hole mix c-c 150, spray 433009 bib tap	1,053.53
5481P	Grab bar and sliding vert. bar Ø32 bright stainless steel	401.58	5834	Blk wall-mtd pre-rinse set with mixer + spray 433009 bib tap	916.43
5481S	Grab bar and sliding vert. bar Ø32 satin stainless steel	401.58	5836	Black wall-mtd pre-rinse mixer +hand spray 433009 no bib tap	699.95
5490N	Handrail & grab bar for shower seat Ø32 white Nylon	391.25	5880	Pre-rinse w. twin hole mix c-c 150, spray 433009 no bib tap	896.23
550	ECO grab rail 135° Ø25 220x220 polished stainless steel	44.05	596000	Deluxe chrome plated blanking cap Ø45	13.91
551	Wall shelf 120x450 polished stainless steel	52.53	598000	Deluxe white blanking cap Ø45	19.00
552	Wall shelf 120x450 white steel	43.99	600	2 X Chrome plated supports for shelf L120	17.45
5526	Pre-rinse set with single hole mixer, no bib tap	628.90	60212.10P	10 X Integrated flat filter 0.5 for nut 1/2"	21.02
553	Wall shelf 120x600 polished stainless steel	58.21	60234.10P	10 X Integrated flat filter 0.5 for nut 3/4"	24.03
554	Wall shelf 120x600 white steel	47.39	60412.10P	10 X Integrated flat filter 0.3 for nut 1/2"	29.53
5603	Pillar mtd twin hole mixer 100lpm swivel spout Ø22 L300 H380mm	817.02	60438.10P	10 X Integrated conical filter 0.5 for nut 3/8"	21.02
5610	Deck mtd single hole mixer 100lpm swivel spout Ø22 L300 H315	495.95	60440.10P	10X filter joints with 0.3mm mesh screen for 3/8" connection	24.19
5612	Deck mtd single hole mixer 100lpm swivel spout Ø22 L300 H650	836.66	610	Hypereco robe hook x 1 hook polished 304 stainless steel	11.10
5625	Black pre-rinse set with mixer + hand spray 433010, bib tap	940.59	611	HYGIÉNA waste 1 1/4" concave grid, adaptable slotted lantern	32.60
5626	Black pre-rinse with mixer + hand spray 433010, no bib tap	748.68	6110	HYGIÉNA waste with concave grid for basins, stainless steel	32.60
5630	Black pre-rinse with mixer + hand spray 433010, no bib tap	726.53	6110BK	HYGIÉNA waste matte black with concave grid for st st basin	55.63
5632	Black pre-rinse set with mixer + hand spray 433010, bib tap	910.00	612	*Hypereco robe hook x 2 hooks pol. 304 ss (whl stk then 302)	18.18
5633UK	Blk pre-rinse w. twin hole mix c-c 180, spray 433010 bib tap	1,020.71	613	*Hypereco robe hook x 3 hooks pol. 304 ss (whl stk then 303D)	24.77
5634	Black wall-mtd pre-rinse mixer + hand spray 433010, bib tap	872.93	620	Washbasin pop up waste 1 1/4" chrome plated brass	37.27
5636	Black wall-mtd pre-rinse mixer +hand spray 433010 no bib tap	655.64	621	Chrome-plated hygienic basin waste without water level	56.80
564000DE	TEMPOFIX 3 fr sys WC TEMPOMATIC 230/6V Ø110 wall fix kit 1/2	435.99	621001.2P	2 X Membrane assembly for maintenance ref.621	40.15
564005DE	TEMPOFIX 3 fr sys WC TEMPOMATIC 230/6V Ø110 self-supp kit 1/2	435.99	621001W.2P	2 X Membrane assembly for maintenance ref.621W	47.27
564060DE	TEMPOFIX 3 fr sys WC time flow or bat Ø110 wall fix kit 1/2	390.10	621W	White hygienic basin waste without water level	47.27
564065DE	TEMPOFIX 3 fr sys WC time flow or bat Ø110 self-supp kit 1/2	435.99	64000	*Wall mntd shwr head 5 ring spray grid (stock thn 709000)	93.10
5640T2	Single hole mixer 45lpm, swivel spout L200, bakelite control	321.09	6555	Glass shelf 120x600 rounded edges	24.88
5640T3	Single hole mixer 45lpm, swivel spout L300, bakelite control	337.99	6566	Hypereco liquid soap disp 1.2L 304 st steel satin finish	74.84
5641T2UK	Twin hole mixer c-c 180mm 60 lpm, tub swivel spout Ø22 L200	443.78	6567	Hypereco liquid soap dispenser 1.2L polished 304 st steel	74.84
5641T3UK	Twin hole mixer c-c 180mm 60 lpm, tub swivel spout Ø22 L300	458.57	6568	Spare valve for liquid soap dispenser 6566 & 6567	28.71
5645T2	Wall mtd mixer 60lpm, swan neck swivel underspout Ø22 L200mm	329.71	6569	Spare level control for soap dispenser 6566 & 6567	7.19
5647T2	Wall mtd mixer 60lpm, swan neck swivel overspout Ø22 L200mm	344.83	6580	*Liquid soap dispenser 1L pol. ss (while stock then 510580)	182.59
5647T3	Wall mtd mix 60lpm, swan neck swivel overspout Ø22 L300mm	352.57	6580SRV	Pump for soap dispenser 658X	57.57
565065DE	TEMPOFIX 3 WC Ø110 self-supp fire-retard, TEMPOFLUX 3 kit 1/2	665.47	6583	*Liquid soap dispenser 0.5L pol. ss (while stock then 510583)	172.37
5650T2	Deck mtd single hole mixer 60lpm, swivelling spout H. 255mm	418.51	6601	Folded paper towel dispenser polished stainless steel	223.41
5650T3	Deck mtd single hole mixer 60lpm, swivelling spout H. 355mm	461.82	6602	Folded paper towel dispenser white powder-coated	203.11
5652	Deck mtd single hole mixer 60lpm, swivel spout L. 300 H. 685	808.20	6603D	Hypereco folded paper towel dispenser white ABS	70.18
566	Toilet roll holder polished 304 stainless steel	34.90	6606	180 X Folded paper towels	9.53
566TER	Hypereco toilet roll holder polished stainless steel	23.49	6607D	Folded paper towel dispenser stainless steel satin finish	304.25
5675T2	St steel auto rewind hose reel L. 15m adj trigger hand spray	2,258.22	6611	Wall mounted paper towel bin polished stainless steel	276.03
5676T2	Auto rewind hose reel L. 15m adjustable trigger hand spray	1,869.81	6612	Wall mounted paper towel bin white powder-coated	267.67
5679	Swivelling bracket for auto rewind hose reel	270.25	6613D	Automatic hand dryer with adj. nozzle 360° pol 304 st steel	859.96
5680UK	Pre-rinse w. twin hole mix c-c 180, spray 433010 no bib tap	858.00	6614	Replaced by 6613D	-
569	Wall mounted rectangular soap basket polished st steel	39.01	6615	*Hand dryer with adj. nozzle 360° wht ss (whl stk thn 6613D)	781.80
577	4 X Concealed lugs for mirror, 2 with spring pol st steel	5.86	6617	Wall mounted paper towel bin stainless steel satin finish	371.33

References prefixed by \* are available while stocks last. References are listed in ascending alphanumerical order.

\*\* Price excludes VAT.

REF.	DESCRIPTION	£ **
6621	Automatic hand dryer white ABS	328.67
6624	* Wall-mounted white ABS hairdryer with razor plug (whl stk)	135.57
6631	Automatic hand dryer polished 304 stainless steel	625.42
6692	White pre-rinse set with mixer + hand spray 433000, bib tap	904.29
6693	White pre-rinse set with mixer +hand spray 433000 no bib tap	725.76
6712	*Hyperco soap disp elb. ctrl 0.9L wht (whl stk thn 374001)	79.44
682001UK	Floor trap 100x100 hard floors adj H horiz elbow outlet Ø43	67.69
683001UK	Floor trap 150x150 hard floors adj H horiz elbow outlet Ø43	91.78
683002UK	Floor trap st steel grid Ø114 vinyl floors elbow outlet Ø43	67.69
683CPL	Body and plunger for floor traps 682 and 683	28.95
684000	Floor trap with grid 140x140 - vertical outlet Ø40	81.08
6892	White pre-rinse set with mixer + hand spray 433003, bib tap	947.57
6893	White pre-rinse set with mixer +hand spray 433000 no bib tap	769.06
70000015	Replaced by 74250015	-
70000115	Replaced by 74250015	-
70040015	TEMPOMIX 2 basin mixer M1/2" lever ~7sec Ø15 + stopcocks	309.33
700BJ	Flow straightener in Hostaform® for TEMPOSTOP 2 & TEMPOMIX 2	4.94
700MCP	Mixing key for dual control mixer after 08/2009	26.99
702000	TEMPOSTOP 2 basin tap M1/2" ~7sec time flow	178.38
702032	*Water nozzle for tube Ø32 for squat WC (while stocks last)	33.52
702301	TEMPOSTOP 2 AB basin tap M1/2" ~7sec time flow	203.81
702400	TEMPOSTOP 2 lever operated basin tap M1/2" ~7sec time flow	206.58
703000	TEMPOSTOP 3 basin tap M1/2" ~7sec time flow + back nut	99.82
703000AB	TEMPOSTOP 3 AB basin tap M1/2" ~7sec time flow + back nut	112.92
703001	TEMPOSTOP 3 basin tap M1/2" ~7sec time flow reinforced fixing	118.22
703001AB	TEMPOSTOP 3 AB basin tap M1/2" ~7sec, reinforced fixing	127.83
703002	TEMPOSTOP 3 basin tap M1/2" ~7sec time flow + stud nut	112.52
703200	TEMPOSTOP wall mounted basin tap M1/2" ~7sec	72.93
703200AB	TEMPOSTOP AB wall mounted basin tap M1/2" ~7sec time flow	90.14
703201	TEMPOSTOP wall mounted basin tap M3/8" ~7sec time flow	72.93
703300	TEMPOSTOP wall mounted basin tap M1/2" ~7sec	96.56
703300AB	TEMPOSTOP AB wall mounted basin tap M1/2" ~7sec time flow	113.77
703500	TEMPOSTOP exposed shower valve M1/2" inline ~30sec time flow	77.14
703580	TEMPOSTOP exposed shower valve M1/2" angled ~15sec time flow	85.76
703700	TEMPOSTOP exposed urinal MM1/2" inline ~3sec + wall plate	77.14
703800	TEMPOSTOP exp urinal valve MM1/2" angled ~3sec + wall plate	85.76
704100	TEMPOSTOP 4 basin tap M1/2" ~7sec time flow	178.38
704100AB	TEMPOSTOP 4 AB basin tap M1/2" ~7sec time flow	187.83
704900	TEMPOSTOP MIX 4 basin mixer F3/8" ~7sec time flow with stopcocks	266.33
704900AB	TEMPOSTOP MIX 4 AB basin mixer F3/8" ~7sec time flow + stopcocks	275.78
704910	TEMPOSTOP MIX 4 basin mixer F3/8" ~7sec time flow	254.52
704910AB	TEMPOSTOP MIX 4 AB basin mixer F3/8" time flow ~7sec time flow	263.97
705000	Connection washer Ø32/55 with clamp for WC	18.17
705028	Connection washer Ø28/55 with clamp for WC	23.65
708000	RAINY shower head M1/2" recessed	95.71
708010	RAINY shower head M1/2" for panels 1-15mm	95.71
708030	RAINY shower head F1/2" ceiling-mounted	95.71
708040	RAINY shower head wall-mounted	130.94
708200	RAINY shower head M1/2" cross wall 230mm	116.21
709000	Recessed vandal proof ROUND shower head M1/2"	120.84
709000CF	*Recessed ROUND tperproof sh head (stock then 709000)	120.84
709000DP	Replaced by 709000	-
709010	Vandal proof ROUND shower head M1/2" for panels 1-15mm	121.57
709010CF	Replaced by 709010	-
709010DP	Replaced by 709010	-
709010GR	Replaced by 709010	-
709200	Vandal proof ROUND shower head M1/2" for walls 230mm	150.91
709200DP	Replaced by 709200	-
710000	Wall mounted shower arm MM1/2" L95 for shower head F1/2"	49.37
710040	Horizontal wall arm for shower 1/2"	34.19
710050	Vertical ceiling arm for shower 1/2"	27.32
710500	Wall mounted soap dish Bayblend® chrome plated matt	44.65

REF.	DESCRIPTION	£ **
710501	Wall mounted soap dish Bayblend® chrome plated bright	44.65
711000	GYM COMFORT adjustable scale proof shower head F1/2" Ø45	64.56
711002	GYM COMFORT EXTRA adj scale proof shower head F1/2" Ø68	85.98
712000	TONIC JET vandal proof recessed shower head M1/2"	120.84
712000CF	Replaced by 712000	-
712000DP	Replaced by 712000	-
712000GR	Replaced by 712000	-
712010	TONIC JET vandal proof shower head M1/2" for panels 1-10mm	121.47
712010DP	Replaced by 712010	-
712020	TONIC JET vandal proof exposed shower head F3/4" +column Ø16	216.64
712020DP	Replaced by 712010	-
714000	*SPORTING exposed shower kit M1/2" ~30s (stock then 714700)	323.49
714012	Rec. bracket M1/2" for SPORTING 2 SECURITHERM mains kit1/2	91.78
714612	Rec. bracket M1/2" for SPORTING 2 SECURITHERM kit1/2	91.78
714700	SPORTING 2 anodised alu sh panel M1/2" ~30sec time flow valve	234.61
714700DP	*SPORTING 2 alu shwr ~30sec rain effect (stock then 714700)	254.52
714700GR	*SPORTING 2 sh panel M1/2" ~30sec (while stk then 714700)	273.94
714732	Replaced by 714700	-
714732AB	Replaced by 714700	-
714732DP	Replaced by 714700	-
714735	Replaced by 714700	-
714735AB	Replaced by 714700	-
714735DP	Replaced by 714700	-
714764	Starter for SPORTING shower	39.61
714765	Starter for SPORTING shower panel	33.87
714800	SPORTING anodised aluminium shower panel M1/2", 230/6V	389.66
714800DP	Replaced by 714800	-
714806	SPORTING anodised aluminium shower panel M1/2", 6V battery	389.66
714806DP	Replaced by 714806	-
714900	SPORTING alu therm shower panel top inlets M1/2", 230/6V	516.31
714900DP	Replaced by 714900	-
714906	SPORTING alu therm shower panel top inlets M1/2", 6V battery	516.31
714906DP	Replaced by 714906	-
714910	SPORTING therm shower panel conc inlet, 230/6V, kit 2/2	458.94
714910DP	Replaced by 714910	-
714916	SPORTING therm shower panel conc inlet 6V battery, kit 2/2	458.94
714916DP	Replaced by 714916	-
714AE	Water inlet for SPORTING 2	63.62
714BE	Scale resistant nozzle w conical spray, tamperproof-M24x1.25	13.76
714CLE	Key for SPORTING 2	5.67
714CM	Mechanism body for SPORTING 2	16.79
714EAS	Push-button starter with base for SPORTING 2	32.75
714SUP	Upper part of Sporting 2 head, with washer	23.90
715000	Ceiling mounted shower head F1/2" with chromed rim Ø80	24.61
716000	Ceiling mounted GYM vandal proof shower head F1/2" fixed	63.64
717510	Shower tower 1 shower head	1,244.01
717511	Shower tower 1 shower head + 1 bib tap	1,430.61
717520	Shower tower 2 shower heads	1,492.79
717521	Shower tower 2 shower heads + 1 bib tap	1,679.40
717540	Shower tower 4 shower heads	2,052.60
729008	*Soap disp strt spout 1L btl, chr brass (whl stk thn 729064)	104.01
729012	*Soap disp curved spout 1L btl, chr brass(whl stk thn 729064)	109.14
729064	Soap disp w. cart, straight spout 1L bottle, stainless steel	82.73
729108	*Soap disp. strt spt tube L 1200, chr brass(whl stk thn 729164)	104.01
729112	*Soap disp crvd spt tube L 1200, chr brass(whl stk thn 729164)	109.14
729150	*W-mtd soap disp c-wall 190, chromed (whl stock then 729170)	117.63
729164	Soap disp w. cartridge straight spout, tube L. 1200 st steel	82.73
729170	Wall-mtd soap disp with cartridge, c-wall 190mm, st steel	93.07
729302	Repair kit for soap dispenser type 729150/729012	19.88
729303	Cartridge for soap dispenser type 729150/729200	71.75
729305	Washer repair kit for 729 soap dispensers	8.71
729308	Cartridge for soap dispenser type 729008	71.75

References prefixed by \* are available while stocks last. References are listed in ascending alphanumerical order.

\*\* Price excludes VAT.

REF.	DESCRIPTION	£ **	REF.	DESCRIPTION	£ **
729312	Cartridge for soap dispenser type 729012	77.25	742510	TEMPOSOFT MIX 2 basin mixer F3/8" ~7sec time flow	195.88
729500	0.5L Tank for 729 soap dispenser, union F1/2"	18.73	742510LH	TEMPOSOFT MIX 2 basin mixer F3/8" ~7sec time flow + LH	269.63
729501	1L Tank for 729 soap dispenser, union F1/2"	21.61	742520	TEMPOSOFT MIX 2 basin mixer F3/8" ~15sec time flow	220.37
729508	*Soap disp strt spt 0.5L btl chr brass(whl stk then 729564)	104.01	742BUT	Push button for TEMPOSOFT (MIX) 2 washbasin	31.95
729512	*Soap disp crvd spt 0.5L btl, chr brass (whl stk then 729564)	109.14	742MSP	Standard temperature lever for small deck-mounted mixer	22.17
729564	Soap disp w. cartridge, straight spout 0.5L bottle, st steel	82.73	743003	TEMPOSTOP 1/2" cartridge ~3sec time flow	51.48
729M	Pump for soap dispenser in st. steel 729	42.18	743005	TEMPOSTOP basin/urinal cartridge ~7sec time flow	51.48
729TUB	Soap dispenser mech with PVC tube + NR valve docking port	11.81	743010	TEMPOSTOP basin/shower cartridge ~15sec time flow	51.48
730802.2P	*2 x Angled isolating ball valve for PREMIX 3/4" (while stock)	188.23	743105	TEMPOSTOP AB cartridge basin/urinal ~7sec time flow	69.80
730803.2P	Discontinued	-	743107	TEMPOSTOP recessed urinal cartridge ~7sec time flow	58.99
730804.2P	*2 x Angled isolating ballvalves for PREMIX 1 1/4" (while stk)	322.20	743110	TEMPOSTOP recessed shower cartridge ~15sec time flow	58.99
731002	PREMIX COMFORT 55 group thermostatic mixer M3/4" 55lpm	636.01	743115	TEMPOSTOP AB basin cartridge ~15sec time flow	68.40
731003	PREMIX COMFORT 90 group thermostatic mixer M1" 90lpm	985.81	743205	TEMPOSTOP AB cross wall/lever basin cartridge ~7 sec	68.75
731004	PREMIX COMFORT 140 group thermostatic mixer M1 1/4" 140lpm	1,415.10	743215	TEMPOSTOP AB cross wall/lever basin/shower cartridge ~15sec	69.80
731005	PREMIX COMFORT 190 group thermostatic mixer M1 1/2" 190lpm	1,828.48	743303	TEMPOSTOP urinal cartridge ~3sec time flow	51.48
731052	PREMIX SECURITY 55 group thermostatic mixer M3/4" 55lpm	636.01	743305	TEMPOSTOP cross wall/lever basin/urinal cartridge ~7sec	51.48
731053	PREMIX SECURITY 90 group thermostatic mixer M1" 90lpm	985.81	743310	TEMPOSTOP cross wall/lever basin/shower cartridge ~15sec	51.48
731054	PREMIX SECURITY 140 group thermostatic mixer M1 1/4" 140lpm	1,415.10	743323	TEMPOSTOP c-wall/lever basin/urinal cartridge ~3sec time flow	51.48
731055	PREMIX SECURITY 190 group thermostatic mixer M1 1/2" 190lpm	1,828.48	743428	TEMPOSTOP recessed shower cartridge ~30sec time flow	72.74
731200	PREMIX COMFORT T2 group thermostatic mixer M3/4" 55lpm	636.01	743507	TEMPOFLUX WC rec flush valve cartridge ~7sec time flow	97.52
731300	PREMIX COMFORT T3 group thermostatic mixer M1" 90lpm	985.81	743528	TEMPOSTOP recessed urinal cartridge ~7sec time flow	72.74
731400	PREMIX COMFORT T4 group thermostatic mixer M1 1/4" 140lpm	1,415.10	743605	TEMPOCHASSE 1 1/4" rec/cross wall cartridge ~7sec time flow	68.69
731500	PREMIX COMFORT T5 group thermostatic mixer M1 1/2" 190lpm	1,828.48	743622	TEMPOFLUX 2 WC 3/4" recessed cartridge/frame 10-35mm ~7sec	83.92
732115	PREMIX NANO thermostatic mixer Ø15mm nickel body	92.09	743623	Replaced by 743622	-
732115MEC	PREMIX NANO thermostatic mixer Ø15mm nickel body MECHLINE	112.19	743642	TEMPOSTOP 3/4" c-wall/rec shower cartridge ~30sec time flow	72.74
732116	PREMIX NANO thermostatic mixer Ø15mm chromed body	108.39	743644	TEMPOSTOP 3/4" recessed shower cartridge ~30sec time flow	83.29
732515	Connection kit PEX L300 for PREMIX NANO 732216	49.37	743645	TEMPOSTOP 3/4" recessed urinal cartridge ~7sec time flow	83.29
733015	PREMIX COMPACT thermostatic mixer M1/2" rough cast body	117.97	743677	TEMPOFLUX 2 WC 3/4" recessed/frame 30-60mm cartridge ~7sec	122.41
733016	Replaced by 733015	-	743700	TEMPOSTOP 3/4" exposed shower cartridge ~30sec time flow	72.74
733020	PREMIX COMPACT thermostatic mixer M3/4" rough cast body	117.97	743705	TEMPOCHASSE 1 1/4" lever operated cartridge ~7sec time flow	68.69
733115	PREMIX COMPACT thermostatic mixer M1/2" Ø15mm rough body	117.97	743707	TEMPOSTOP 3/4" siphon action urinal cart ~7sec time flow	72.74
733116	PREMIX COMPACT thermostatic mixer M3/4" Ø15mm rough body	117.97	743714	SPORTING wall mounted shower cartridge ~30sec time flow	31.58
734100	TEMPOGENOU angled MM1/2" lever L350 ~7sec	127.00	743715	SPORTING shower panel cartridge ~30sec time flow	31.58
735000	TEMPOGENOU inline MM1/2" stud nut lever L350 ~7sec	138.03	743741	TEMPOSOFT urinal cartridge ~7sec time flow	47.66
735400	TEMPOGENOU inline MM1/2" lever L350 ~7sec	127.14	743742	TEMPOSOFT basin cartridge ~15sec time flow	47.66
735447	TEMPOGENOU inline MM1/2", lever L350 ~7sec comp. fittings	149.99	743743	TEMPOSOFT shower cartridge ~30 sec time flow	47.66
73544715	TEMPOGENOU inline MM1/2", lever L350 ~7sec comp fit + olives	161.46	743744	TEMPOSOFT urinal cartridge ~3sec time flow	52.90
736001	MONOFOOT floor mounted pedal operated valve MM1/2" stud nut	188.35	743747	TEMPOSOFT basin cartridge ~7sec time flow	47.66
736101	MONOFOOT floor mounted pedal operated vlv MM1/2" without nut	180.78	743749	TEMPOSTOP 3/4" exposed shower cartridge ~30sec time flow	68.69
736102	MONOFOOT wall mounted pedal operated vlv MM1/2" without nut	206.96	743761	TEMPOFLUX WC 3/4" exp. flush vlv cartridge ~7sec time flow	68.69
737152	TEMPOSTOP pillar basin tap M1/2" swan neck spout lever L150	185.62	743762	TEMPOFLUX WC 3/4" rec flush vlv cartridge ~7sec time flow	68.69
737202	TEMPOSTOP pillar basin tap M1/2" swan neck spout lever L200	191.63	743763	TEMPOFLUX WC 3/4" c-wall flush vlv cartridge ~7sec time flow	61.74
739000	Replaced by 739100	-	743765	Recessed TEMPOFLUX 3 cartridge, dual flush 3L/6L	48.18
739100	MIXFOOT floor mounted pedal operated mixer MM1/2" w-out nut	210.40	743777	TEMPOFLUX exposed urinal cartridge 7sec time flow	62.10
739102	MIXFOOT wall mounted pedal operated mixer MM1/2" without nut	220.83	743778	TEMPOFLUX exposed urinal cartridge 3sec time flow	63.64
740000	*TEMPOSOFT bsn tap ~7sec time flow (stock then 740500)	225.96	743779	TEMPOCHASSE 3/4" WC cartridge ~7sec time flow	68.69
740300	TEMPOSOFT 2 basin tap M1/2" ~7sec time flow reinforced fixing	101.74	743789	TEMPOMIX shower cartridge time flow ~30sec (new design)	101.01
740500	TEMPOSOFT 2 basin tap M1/2" ~7sec time flow	90.79	743790	TEMPOMIX shower cartridge time flow ~30sec (old design)	101.01
740515	*TEMPOSOFT 2 basin tap M1/2" ~15s time flow(stock then 740500)	107.81	743791	TEMPOMIX basin cartridge, time flow ~7 sec (new design)	101.01
740BUT	Push button for TEMPOSOFT 2 urinal	31.95	743792	Thermostatic cartridge for shower mixer	147.73
741000	*TEMPOSOFT wall mntd bsn tap L80 ~7s (stock thn 741500)	158.19	743794	TEMPOMIX 3 basin cartridge ~7sec time flow	95.25
741500	TEMPOSOFT 2 wall mtd basin tap M1/2" L110 ~7sec time flow	89.15	743795	TEMPOMIX basin cartridge ~7 sec time flow (old design)	101.01
741515	Replaced by 741500	-	743796	TEMPOMIX wall mounted basin cartridge ~7 sec (old design)	101.01
741550	TEMPOSOFT 2 wall mtd basin tap M1/2" L150 ~7sec time flow	107.41	743797	TEMPOMIX recessed shower cartridge ~30sec (old design)	101.01
741555	TEMPOSOFT 2 basin tap M1/2" for 50mm panels ~7 sec L.150	143.60	743798	TEMPOMIX cross wall basin cartridge ~7 sec (old design)	101.01
741565	Replaced by 741550	-	743799	TEMPOMIX 3 shower cartridge time flow ~30 sec	115.46
741943	TEMPOSTOP AB basin tap M1/2" 200mm CW	239.88	743902	TEMPOSTOP 2 / TEMPOMIX 2 basin cartridge ~15sec time flow	65.21
741945	TEMPOSTOP AB basin kit M1/2" ~7sec	368.20	743907	TEMPOSTOP 2 / TEMPOMIX 2 basin cartridge ~7sec time flow	65.21
74200015	Replaced by 74250015	-	743908	TEMPOSTOP 2 / TEMPOMIX 2 AB basin cartridge ~7 sec time flow	83.50
742204	Tamperproof cross wall control 245mm for TEMPOCHASSE	45.47	743915	TEMPOSTOP 2 / TEMPOMIX 2 AB basin cartridge ~15sec time flow	83.50
74250015	TEMPOSOFT MIX 2 mixer M1/2" ~7sec comp fit Ø15 + stopcocks	213.07	744BUT	Push button for TEMPOSOFT 2 shower	31.95
74250015CO	TEMPOSOFT MIX 2 M1/2" mixer ~7sec copper tails Ø 15mm conn +SC	301.20	745100	TEMPOSTOP basin tap M1/2" ~7sec time flow + back nut	85.00

References prefixed by \* are available while stocks last. References are listed in ascending alphanumerical order.

\*\* Price excludes VAT.



REF.	DESCRIPTION	£ **
745101	TEMPOSTOP AB basin tap M1/2" ~7sec time flow + back nut	92.72
745200	TEMPOSTOP basin tap M1/2" ~7sec time flow + stud nut	100.05
745300	TEMPOSTOP basin tap M1/2" ~7sec time flow reinforced fixing	92.38
745301	TEMPOSTOP AB basin tap M1/2" ~7sec, reinforced fixing	97.06
745440	TEMPOSTOP lever operated basin tap M1/2" ~7sec	108.67
745460	Replaced by 745440	-
746000	TEMPOSTOP wall mounted basin tap M1/2" ~7sec	59.89
746001	TEMPOSTOP AB wall mounted basin tap M1/2" ~7sec time flow	68.92
746015	Replaced by 746000	-
746292	TEMPOSTOP wall mtd basin tap M1/2" ~7sec with wall plate	62.64
746410	TEMPOSTOP wall mounted lever operated basin tap M1/2" ~7sec	109.14
747000	TEMPOSTOP exposed shower valve M1/2" inline ~15sec time flow	74.80
747004	TEMPOSTOP chain pull shower valve M1/2" 15sec + GYM COMFORT	191.42
747006	TEMPOSTOP chain pull shower valve M1/2" 15sec + GYM	186.64
747080	TEMPOSTOP exposed shower valve M1/2" disk push button ~7sec	121.34
747110	TEMPOSOFT AB shower kit M1/2" c-wall 200mm ~15 sec + ROUND	284.38
747114	TEMPOSTOP basin tap M1/2" inline ~3sec compression fittings	77.49
747121	TEMPOSTOP rec/c-wall rough cast shower valve M1/2" ~15sec	69.88
747122	TEMPOSTOP AB rec/c-shower valve rough M1/2" ~15sec	88.20
747200	TEMPOSTOP shower M1/2" valve TC 200 ~15sec	150.68
747210	TEMPOSTOP AB c-wall 200 shwr kit M1/2" ~15sec 2 ctrl+ROUND	413.63
747214	TEMPOSTOP AB shower valve kit CW 200mm	301.63
747500	TEMPOSTOP chain pull shower valve MM1/2" ~15sec time flow	133.11
747800	TEMPOSOFT 2 wall mtd exp shower valve M1/2" inline ~30 sec	103.53
747801	TEMPOSOFT 2 exp shower kit M1/2" ~30 sec valve + TONICJET	315.44
747952	TEMPOSTOP rec/c-wall basin/sh valve M1/2" ~15sec comp fitting	69.88
748000	TEMPOSTOP exposed shower valve M1/2" angled ~15sec time flow	85.76
748110	TEMPOSTOP AB basin tap M1/2" c-wall 200mm ~7 sec time flow	223.69
748126	TEMPOSTOP angled basin tap M1/2" rough cast ~7sec + bk nuts	72.05
748130	TEMPOSTOP angled basin tap M1/2" rough cast ~15sec + bk nuts	72.05
748150	TEMPOSTOP wall mounted basin tap M1/2" ~15sec swivel spout	105.28
748151	*TEMPOSTOP AB wall mtd ~15sec swivel spout (stock thn 748150)	123.54
748205	TEMPOSTOP AB basin tap elbow M1/2" time flow ~7sec	82.00
748210	TEMPOSTOP AB c-wall 200 basin kit M1/2" ~7sec 2 ctrl spt L75	300.77
748218	TEMPOSOFT 2 recessed shower valve, kit 2/2 (+748BOX)	213.49
748219	TEMPOSOFT 2 recessed shower valve + ROUND, kit 2/2 (+748BOX)	322.11
748626	TEMPOSTOP wall mtd basin tap M1/2" ang rough body ~7sec flow	75.18
748630	Replaced by 748626	-
748715	TEMPOSOFT 2 basin M1/2" exposed angled valve rough cast no push-button ~7 seconds	66.08
748800	TEMPOSOFT 2 exposed shower valve M1/2" angled ~30 sec flow	91.62
748BOX	Recessed waterproof housing TEMPOSOFT 2 shower, kit 1/2	138.56
749000	TEMPOSTOP exposed shower valve M3/4" 75 lpm ~30sec time flow	114.59
749001	*TEMPOSTOP exp shower kit ~30s + TONIC JET (stock thn 747801)	305.24
749002	Discontinued	-
749110	TEMPOSTOP shower kit M1/2" c-wall 200mm ~30 sec + ROUND	284.38
749128	TEMPOSTOP rec shower valve F1/2" st steel Ø130 plate ~30sec	160.63
749218	TEMPOSTOP recessed shower valve waterproof Kit 2/2 (+749BOX)	214.01
749218CXL	Replaced by 749218 + 749BOX	-
749239	TEMPOSTOP recessed shower waterproof Kit2/2 ROUND (+749BOX)	322.26
749300	TEMPOSOFT aluminium shower panel top inlet valve ~30sec	554.53
749310	TEMPOSOFT shower panel concealed valve inlet	554.53
749350	TEMPOSOFT aluminium shower panel top inlet +handset ~30sec	639.85
749428	TEMPOSOFT 2 rec shower valve M1/2" ~30 sec + wall plate Ø130	127.21
749429	TEMPOSOFT 2 recessed shower kit M1/2" ~30 sec valve + ROUND	249.87
749628	TEMPOSTOP recessed shower valve F1/2" ~30sec st steel plate	160.63
749700	TEMPOSTOP exposed shower valve M3/4" 12 lpm ~30sec time flow	125.91
749721	TEMPOSTOP exp shower M1/2" M3/4" ~30sec, inlet comp fittings	148.10
749770	TEMPOSTOP shower valve M3/4" for panels ~30sec + wall plate	132.34
749870	TEMPOSOFT 2 sh valve M1/2" for panels 7mm ~30 sec time flow	98.02
749BOX	TEMPOSTOP rec shower waterproof Kit1/2 (+74918/239)	223.71
749TC200	Cde EC vandal resist. Cross Wall 200mm TEMPOSOFT basin, shw	72.15
750010	Secureflow pneumatic time flow valve com	324.14

REF.	DESCRIPTION	£ **
750020	Secureflow diaphragm actuator	94.08
751000	Urinal neck tube F1/2" for ALLIA/SELLES + water nozzle	50.85
751753	*Urinal neck tube F1/2" for VB Losange 7530+w. nozzle(whl stk)	67.86
752000	Urinal neck tube F1/2" Ø35	35.73
752430	Urinal neck tube Ø 35mm recessed supply	25.97
753000	Urinal neck tube F1/2" F3/8" Ideal STANDARD/PORCHER Applique	23.65
753005	Repair kit TEMPOSTOP basin/urinal ~7sec - until 2022	24.21
753010	Refit kit for TEMPOSTOP basin/shower ~15sec - until 2022	24.21
753105	Refit kit TEMPOSTOP AB basin/urinal ~7sec - until 2022	24.21
753115	Refit kit TEMPOSTOP AB basin/shower ~15sec - until 2022	24.21
753149	Maintenance kit for TEMPOSTOP shower ~30sec time flow	31.58
753256	Renovation pack for mixer with swivel spout from 06/19	7.11
753303	Repair kit TEMPOSTOP basin/urinal ~3sec - until 2022	24.21
753395	Discontinued	-
753730	Maintenance kit for PREMIX COMFORT 3/4" or 1"	133.76
753733	Repair kit for PREMIX COMPACT	46.79
753735	Maintenance kit for PREMIX COMFORT 1 1/4" and 1 1/2"	184.58
753761	Maintenance pack for TEMPOFLUX WC ~7sec time flow	40.19
753779	Maintenance kit for TEMPOCHASSE WC ~7sec time flow	31.58
753790	Maintenance kit for TEMPOMIX shower ~30sec time flow	62.31
753795	Maintenance kit deck mtd TEMPOMIX basin ~7 sec time flow	62.31
753796	Maintenance kit wall mtd TEMPOMIX basin ~7 sec time flow	62.31
754000	Urinal neck tube F1/2" F3/8" for J DELAFON Coquille 2-1519	26.36
754524	Urinal neck tube F1/2" for J DELAFON Coquille + water nozzle	56.76
756000	*Neck tube F1/2" for ALLIA/SELLES + water nozzle (while stock)	60.91
756230	*Urinal neck tube F1/2" JD Wall 2, Boiss 2 + water noz (stock)	63.45
757000	Discontinued	-
757118	Neck tube F1/2" for DELABIE DELTACERAM urinal	56.17
757135	Neck tube F1/2" TEMPOSTOP TEMPOSOFT 2 for FINO urinal	51.77
757160	Neck tube F1/2" for DELABIE DELTA urinal before 04/2019	32.52
757162	Neck tube F1/2" for DELABIE DELTA urinal after 04/2019	64.48
757430	Neck tube + 1/2" union for rec supply for urinal with flexi	56.17
758021	Urinal water nozzle for stalls M3/8" recessed inlet	32.62
758035	Urinal union M1/2" Ø35 recessed	22.67
758135	Urinal neck tube F1/2" Ø35 recessed supply	44.51
758445	Recessed neck tube F1/2" for 1/2" urinals	44.51
758645	*Urinal neck tube F1/2" + wtr nozzle ALLIA Amigo 3645 (stock)	91.05
758921	Urinal water nozzle for stalls M1/2" recessed inlet	32.62
759000	*Urinal neck tube F3/4" Ø35 for siphon action (while stock)	39.76
759090	Discontinued	-
760000	TEMPOCHASSE WC exposed valve MM1 1/4" ~7sec time flow	138.58
760004	TEMPOCHASSE WC exp valve kit 1" ~7sec + inline stopcock	305.01
760005	TEMPOCHASSE exposed valve 1" ~7sec + elbow stopcock	294.93
760110	*TEMPOCHASSE WC 1" c-wall 200 ~7 sec(while stk then 763256)	245.34
760150	*TEMPOCHASSE WC 1" CW valve 190mm (while stk 763256)	265.16
760200	Replaced by 763266	-
760210	*TEMPOCHASSE WC 1" cr wll 200 + angl tube Ø32 (stk thn 763266)	303.07
760220	TEMPOCHASSE WC rec/plate kit 1" +con wash Ø32/55 ~7sec	370.59
760460	TEMPOCHASSE exp for slop hop kit 1 1/4" tube Ø32 ~7sec	346.54
760605	TEMPOCHASSE WC recessed/c-wall cast MM1 1/4" Ø32 ~7sec flow	117.90
760700	*TEMPOCHASSE 1" CW valve kit 190mm + tube (stock thn 763266)	308.18
761000	TEMPOFLUX WC Ø28 exposed valve M3/4" angled ~7sec time flow	118.15
761001	TEMPOFLUX WC Ø28 exposed valve M3/4" angled ~7sec + stopcock	175.27
761002	TEMPOFLUX WC exposed kit F3/4" Ø28 angled ~7sec + stopcock	270.25
761003	TEMPOFLUX WC exp kit M3/4" angled ~7sec + tube Ø28 stopcock	258.30
761004	TEMPOFLUX WC exp kit M3/4" angled ~7sec time flow +tube Ø28	201.18
761025	TEMPOFLUX WC M3/4" exp vlv time flow ~7 sec + tube Ø 24/25mm	136.30
761110	TEMPOFLUX WC M3/4" Ø25 flush vlv c-wall 200 ~7 sec time flow	234.60
761200	TEMPOFLUX WC valve CW 200mm ~7sec	245.01
761210	TEMPOFLUX WC M3/4" kit c-wall 200mm ~7 sec timing + tube 2/2	274.19
761627	TEMPOFLUX WC rec valve M3/4" 7 sec st steel plate 220x170	248.16
761700	TEMPOFLUX WC valve kit CW 200mm ~7sec	286.25

References prefixed by \* are available while stocks last. References are listed in ascending alphanumerical order.

\*\* Price excludes VAT.

REF.	DESCRIPTION	£ **	REF.	DESCRIPTION	£ **
7618TUBE	Outlet tube for rec/c-wall TEMPOFLUX WC with nozzle and nut	41.20	779128	TEMPOSTOP recessed urinal valve FF1/2" ~7sec + wall plate	157.04
761900	TEMPOFLUX WC recessed valve M3/4" ~7 sec chromed plate Ø195	264.62	779421	Replaced by 779427	-
762150	TEMPOFLUX 2 WC cross wall 140 flush valve M3/4" Ø25 ~7sec	288.48	779427	TEMPOSTOP rec urinal valve FF1/2" ~7sec time flow + plate	174.42
762901	TEMPOFLUX 2 WC rec viv M3/4" with box ~7sec single flush	279.06	785000	Stall waste + integ siphon, vertical outlet Ø40 with nut	44.58
762902	TEMPOFLUX 2 WC rec valve M3/4" with box ~7sec dual flush	302.52	790000	TEMPOMIX exposed shower mixer M3/4" ~30sec time flow	266.46
762BUT3	TEMPOFLUX 2 3L/6L dual flush button	76.33	790001	*TEMPOMIX exp shwr mxr kit ~30s time flow (stock then 794450)	435.14
762BUT6	TEMPOFLUX 2 6L single flush button	61.91	790006	Replaced by 794450	-
763000	TEMPOFLUX 3 WC F3/4" recessed AB, satin, 3L/6L, kit 2/2	180.17	790008	*TEMPOMIX exp shwr mxr kit ~30s +elbw union (stock thn 794450)	496.30
763030	TEMPOFLUX 3 WC F3/4" recessed AB, black glass, 3L/6L, kit 2/2	451.18	790152	Aluminium extension for shower panel	210.84
763040	TEMPOFLUX 3 WC recessed AB, chromed, 3L/6L, kit 2/2	256.02	790153	Stainless steel telescopic extension for shower panel	375.25
763041	TEMPOFLUX 3 WC F3/4" recessed valve AB, single flush, kit 2/2	232.41	790204	TEMPOMIX st steel shower panel top inlets ~30sec + soap dish	972.75
763256	TEMPOFLUX 3 WC M3/4", AB, 6L, flush valve cross wall 200	224.21	790204CF	Replaced by 790204	-
763266	TEMPOFLUX 3 WC M3/4" AB 6L valve cross wall 200 + tube Ø32	266.60	790204DP	Replaced by 790204	-
763300	TEMPOFLUX 3 recessed 3/4" WC valve AB side control	447.89	790214	*TEMPOMIX st steel sh.panel + soap dish (stock then 790204)	972.75
763BOX	TEMPOFLUX 3 WC 3/4" valve recessed AB, 3L/6L, kit 1/2	150.13	790218	TEMPOMIX recessed shower mixer waterproof Kit2/2 (+790BOX)	353.97
763CAT5	DC pipe interrupter 1" cat. 5	141.81	790219	TEMPOMIX recessed sh mixer waterproof Kit2/2 ROUND (+790BOX)	457.21
763MOD	Start-up module for TEMPOFLUX 3 and dual control TEMPOMATIC	63.75	79030015	TEMPOMIX alu shower panel top inlets Ø15 comp fit ~30sec	778.91
764000	Inline stopcock chromed + flow adjustment F1" - F1 1/4"	86.72	79030515	*TEMPOMIX alu shwr pan. top inlets+soap dish(stk thn 79030015)	814.63
764600	*Stopcock straight+flow adjustment F1"-F1 1/4" rough(whl stk)	81.40	790310	TEMPOMIX aluminium shower panel mixer hidden inlets ~30sec	769.80
765000	Elbow stopcock chromed + flow adjustment F1" - F1 1/4"	76.68	79035015	TEMPOMIX alu shower panel top inlets Ø15 mixer + handset	920.27
765020	Elbow stopcock chromed + flow adjustment FF3/4"	76.03	790425	TEMPOMIX rec shower mixer M1/2" Ø15 ~30sec time flow + plate	340.47
766001	Elbow flush tube Ø32/55 st steel TEMPOCHASSE WC 1 1/4"	89.18	790427	TEMPOMIX rec shower mixer M1/2" Ø14 ~30sec time flow + plate	340.47
766002	Elbow flush tube + con washer Ø28/55 for TEMPOFLUX WC 3/4"	83.04	790709	TEMPOMIX recessed/plate shower mixer kit M1/2" + ROUND	448.70
769001	*Elbow flush tube PE Ø32/55 fr TEMPOCHASSE (stock thn 766001)	67.65	790712	*TEMPOMIX rec shower kit M1/2 + TONIC JET(whl stk thn 790709)	463.16
769400	Recessed/cross wall PVC elbow flush tube Ø32	43.03	790874	TEMPOMIX exposed shower mixer FFM3/4" ~30sec + elbow unions	334.96
769500	Rec/c-wall PVC elbow flush tube + connection washer Ø32/55	65.10	790875	Replaced by 790874	-
770035	Urinal corner wedge L35 I.S.J.DELAFON, LAUFEN, PORCHER	41.49	790909	TEMPOMIX recessed shower mixer kit M1/2" plate Ø195 + ROUND	448.70
770045	Urinal corner wedge L45 ALLIA VILLEROY & BOCH	41.49	790912	*TEMPOMIX rec sh kit M1/2" Ø195 TONICJET(whl stk thn 790909)	463.16
771000	SIPHURINOIR vertical siphon with lip seal Ø50/32 H110 chr ABS	42.36	790925	TEMPOMIX rec sh mixer M1/2" Ø15 ~30sec time flow plate Ø195	340.47
775000	*Urinal outlet M1 1/4" socket to seal Ø54 (stock thn 776000)	24.74	790927	TEMPOMIX recessed shower mixer M1/2" Ø14 ~30sec plate Ø195	340.47
776000	Urinal outlet M1 1/4" with comp seal Ø50 w-out nut, chr brass	68.09	790970	TEMPOMIX shower mix M3/4" for panels 1-10mm ~30sec time flow	284.25
777000	TEMPOSTOP exposed urinal MM1/2" inline ~3sec + wall plate	74.70	790975	TEMPOMIX shower mix M3/4" for panels 8-16mm ~30sec time flow	284.25
777007	*TEMPOSTOP exposed urinal MM1/2" inline ~7sec + wall plate (stock then 777000)	74.70	790BOX	Recessed waterproof box for shower mixer - Kit 1/2	109.97
777015	TEMPOSTOP urinal kit inline washer Ø35	111.37	790BUT	Control knob assembly for wall mtd TEMPOMIX (after 10/2017)	26.99
777101	*TEMPOSTOP urinal kit inline ALLIA Aubagne 2,SELLES(while stk)	196.99	791300	Shower alu panel top inlets mechanical mixer sh head 6lpm	686.12
777110	TEMPOSTOP urinal valve MM1/2" c-wall 200mm ~3 sec time flow	126.54	79130015	Shower alu panel top inlets Ø15 mech mixer sh head 6lpm	686.12
777130	TEMPOSOFT 2 recessed urinal valve M1/2" ~3sec + wall plate	127.21	791350	Shower alu panel top inlets mechanical mixer + handset	843.73
777140	TEMPOSOFT 2 urinal vlv MM1/2" for panels 7mm ~3sec time flow	99.96	791360	Shower panel conc inlet mech mix + shower head	843.73
777200	TEMPOSTOP c-wall 200mm urinal valve ~3sec	136.97	792218	SECURITHERM therm shower mix rec ~30sec waterproof kit 2/2	560.54
777517	*TEMPOSTOP urnl kit inline JACOB DELAFON Coquille 2(while stk)	214.91	792219	SECURITHERM therm sh mix rec 30sec +ROUND waterproof kit 2/2	652.91
777800	TEMPOSOFT 2 wall mtd exposed urinal valve MM1/2" ~3sec flow	89.03	79230015	SECURITHERM thermostatic alu sh panel top inlets Ø15 ~30sec	916.80
777807	Replaced by 777800	-	792303	SECURITHERM st steel therm shower panel top inlets ~30sec	999.10
777924	Replaced by 778BOX	-	792303CF	Replaced by 792303	-
777925	*TEMPOSTOP recessed urinal valve MM1/2" ~3sec kit2(while stk)	119.11	792303DP	Replaced by 792303	-
777930	TEMPOSTOP recessed urinal valve MM1/2" ~3sec + wall plate	118.15	79230415	*SECURITHERM SS therm shower panel Ø15+soap(stk thn 79230015)	1,071.59
778000	TEMPOSTOP exp urinal valve MM1/2" angled ~3sec + wall plate	82.33	792304CF	Replaced by 792303	-
778007	*TEMPOSTOP exp urinal valve MM1/2" angled ~7sec + wall plate (stock then 778000)	82.33	792304DP	Replaced by 792303	-
778700	TEMPOFLUX recessed urinal satin st. steel ~3 sec kit 2/2	202.70	792305	*SECURITHERM alu shower pan.+ soap dish(whl stk thn 79230015)	926.88
778707	TEMPOFLUX recessed urinal satin st. steel ~7 sec kit 2/2	202.70	792310UK	SECURITHERM therm alu shower panel UK hidden inlets 30 sec	916.80
778754	Replaced by 778755	-	792313	SECURITHERM st steel therm shower panel back inlets ~30sec	999.10
778755	TEMPOFLUX exp. urinal valve kit M1/2" angled 3 sec +stopcock	169.18	792313CF	Replaced by 792313	-
778756	Discontinued	-	792313DP	Replaced by 792313	-
778757	TEMPOFLUX kit M1/2" ~3 sec for DELTA urinals after 12/2018	173.94	792314	*SECURITHERM SS sh panel back inl.+soapdish(whl stk thn 792313)	1,045.66
778759	TEMPOFLUX urinal valve kit M1/2" ~3 sec for FINO urinals	173.94	792314CF	Replaced by 792314	-
778764	Replaced by 778755	-	792314DP	Replaced by 792314	-
778766	Discontinued	-	792320	SECURITHERM therm alu panel top inlets ~30sec handset +fixed	1,021.15
778767	Discontinued	-	792324	*SECURITHERM therm SS shwr panel top inlet (stock thn 79239015)	1,183.43
778769	Replaced by 778759	-	792330	SECURITHERM therm alu panel rear inlet ~30sec handset +fixed	1,016.65
778800	TEMPOSOFT 2 wall mounted urinal valve M1/2" angled ~3sec	82.33	792334	*SECURITHERM therm SS pan.handset + fixed(whl stk thn 792344)	1,183.43
778807	Replaced by 778800	-	792340	*SECURITHERM therm sh panel, alu, top inlet (stock thn 79239015)	1,043.93
778BOX	Recessed waterproof housing for TEMPOFLUX urinal, kit 1/2	138.68	792344	SECURITHERM st steel therm sh panel top inlets + handspray	1,145.07
779000	Replaced by 777000	-	792344CF	Replaced by 792344	-

References prefixed by \* are available while stocks last. References are listed in ascending alphanumerical order.

\*\* Price excludes VAT.

REF.	DESCRIPTION	£ **
792344DP	Replaced by 792344	-
792350	Replaced by 792380	-
792354	Replaced by 792344	-
792354CF	Replaced by 792344	-
792354DP	Replaced by 792344	-
792370	SECURITHERM therm alu shower panel top inlets handset ~30sec	1,021.15
792380	SECURITHERM therm alu sh panel hidden inlets handset + fix	1,038.95
79239015	SECURITHERM alu shower panel top inlets Ø15 handset + fix	1,048.08
79240015	SECURITHERM therm alu sh panel 6V battery-op top inlets Ø15	1,123.62
792403	*SECURITHERM st.s thrm pnl 6V batt tp inilt (stck thn 792504)	1,301.78
792403CF	Replaced by 792504	-
792403DP	Replaced by 792504	-
79240415	Replaced by 792504	-
792404CF	Replaced by 792504	-
792404DP	Replaced by 792504	-
792410UK	SECURITHERM therm alu shower panel UK 6V batt-op back inlets	1,123.62
792413	Replaced by 792514	-
792413CF	Replaced by 792514	-
792413DP	Replaced by 792514	-
792414	Replaced by 792514	-
792414CF	Replaced by 792514	-
792414DP	Replaced by 792514	-
792452	*SECURITHERM elec thrm shwr rec wtrprf kit (stck then 443218)	845.54
792459	*SECURITHERM elect thrm sh mix rec +ROUND (stck then 443219)	953.77
792504	SECURITHERM st st thrm shower panel 230/6V top inlet +soap	1,378.71
792514	SECURITHERM SS thrm shower panel 230/6V back inlets + soap	1,378.71
792770	SECURITHERM thrm shower with filters for panels 1-7mm	223.86
792BOX	Waterproof recessed control unit for thrm shower kit 1/2	233.41
792CR	Control knob for SECURITHERM mixer	81.27
794000	TEMPOMIX 3 basin mixer F3/8" ~7sec time flow with stopcocks	275.36
79400015	TEMPOMIX 3 basin mix M1/2" ~7sec time flow + stopcock Ø15	278.78
79400015AB	TEMPOMIX 3 AB basin mix M1/2" ~7sec time flow + stopcock Ø15	292.43
79400015CO	TEMPOMIX 3 basins M1/2" mixer ~7sec copper tails Ø 15 conn +SC	389.47
79400015LD	Replaced by 79400015	-
794000LD	Replaced by 794000	-
794012	Nanny joint, rec. M1/2" for TEMPOMIX 3 kit 1/2	118.17
794050	TEMPOMIX 3 basin mix. M1/2" recessed ~7 sec spout L.110	350.38
794050LD	Replaced by 794050	-
794055	TEMPOMIX 3 basin mix. M1/2" recessed ~7 sec spout L.190	399.97
794055LD	Replaced by 794055	-
794100	TEMPOMIX 3 basin mixer F3/8" ~7sec time flow	263.89
794100AB	TEMPOMIX 3 AB basin mixer F3/8" ~7sec time flow	281.10
794100LD	Replaced by 794100	-
794110	TEMPOMIX 3 basin mixer F3/8" time flow ~7sec H170mm	287.48
794120	TEMPOMIX 3 basin mixer F3/8" time flow ~7sec H250mm	325.83
794150	*TEMPOMIX 3 bsn mix cr wll 110 ~7s spout L.110 (stock thn 794160)	262.32
794150AB	Replaced by 794160	-
794150LD	Replaced by 794160	-
794155	Replaced by 794165	-
794155AB	Replaced by 794165	-
794155LD	Replaced by 794165	-
794160	TEMPOMIX 3 basin F3/8" cross wall 110 ~7 sec +stopcock L110	276.91
794160AB	Replaced by 794160	-
794160LD	Replaced by 794160	-
794165	TEMPOMIX 3 basin F3/8" cross wall 110 ~7 sec +stopcock L190	324.99
794165AB	Replaced by 794165	-
794165LD	Replaced by 794165	-
794200	Recessed TEMPOMIX 3 basin mixer L.110 kit 2/2 (+794BOX3)	317.50
794218	Replaced by 790218	-
794219	Replaced by 790219	-
794250	Recessed TEMPOMIX 3 basin mixer L.190 kit 2/2 (+794BOX3)	331.96
794350	TEMPOMIX 3 basin M1/2" exp mixer 7sec c-c 150 swivel spt L.150	369.82

REF.	DESCRIPTION	£ **
794360	TEMPOMIX 3 basin M1/2" exp mixer 7sec c-c 150 fixed spt L.150	369.82
794370	TEMPOMIX 3 basin M1/2" exp mixer ~7 sec c-c 150 short spout	340.24
794400	TEMPOMIX 3 shower M3/4" exp mixer ~30 sec c-c 150 top outlet	310.66
794450	TEMPOMIX 3 shower kit M3/4" exposed mixer ~30 sec c-c 150	488.71
794450AB	Replaced by 794450	-
794470	TEMPOMIX 3 shower M1/2" exp mixer ~30 sec c-c 150 btm outlet	318.07
794BOX1	Replaced by 790BOX	-
794BOX3	Recessed waterproof box for TEMPOMIX 3 basin mixer - kit 1/2	325.43
794PLAQ	Wall plate for TEMPOMIX 3 recessed shower	109.87
79500015	TEMPOMIX basin mixer M1/2" Ø15 ~7sec + stopcocks	281.64
79500015CO	TEMPOMIX basins M1/2" mixer ~7sec copper tails Ø 15mm conn +SC	367.80
795209	TEMPOMIX c-wall 220 basin mixer kit M3/4" ~7sec time flow	480.53
796000	TEMPOMIX wall mtd basin mixer M3/4" ~7 sec with fixed spout	291.82
796209	TEMPOMIX c-wall 220 shower mixer kit M3/4" ~30sec + ROUND	510.70
796838	*TEMPOMIX wall mtd bsn mix ~7s fix spout+ang unions (stck thn 796000)	352.82
798152	TEMPOMIX wall mounted basin mixer M3/4" ~7sec swivel spout	304.80
801	Single jet shower kit with bar Ø22mm	79.29
802415	Union M24/125 - M1/2"	17.81
803	5 jet shower kit with bar Ø25mm	127.79
806	Single jet shower kit with bar Ø25mm	108.24
806794	Union M1/2" F3/4" for flexible with TEMPOMIX 3 shower	12.43
807792	Removable push-fit rapid STOP connector FM1/2" for sh panel	74.20
808B.25P	25 x blue disposable shower kits L.0.85m	248.83
808Y.25P	25 x yellow disposable shower kits L.0.85m	248.83
809B.25P	25 x blue disposable shower kits L.1.50m	254.42
809Y.25P	25 x yellow disposable shower kits L.1.50m	254.42
811	Single jet shower head M1/2" chrome Ø70mm, scale resistant	17.73
811315	Discontinued	-
811610.2P	2 x Copper tails M10 x 1 L365mm	62.16
811611.2P	2 x Copper tails M11 x 1 L365mm	62.16
811612.2P	2 x Copper tails M10 x 1 L385mm	77.77
813	5 jet shower head M1/2" chrome Ø100mm, scale resistant	46.47
815	Single jet shower head M1/2" Ø100mm, scale resistant	28.87
816	Twin jet shower head M1/2" with inverter, scale resistant	34.42
817	Twin jet sh head M1/2" inverter, scale resist +flow rate reg	34.42
820	Chrome rail Ø22 can be cut, with soap dish 590mm centres	45.18
820122N	Push-fit union F22/100 for BIOFIL tap filter	42.64
820123	Push-fit union M1/2" for BIOFIL tap filter	42.64
820124N	Push-fit union M24/100 for BIOFIL tap filter	42.64
820125	Push-fit union M24x125 for BIOFIL tap filter	42.64
820126N	Push-fit union M16.5x100 for BIOFIL tap filter	42.64
821	Chrome rail Ø25 can be cut, with soap dish 540mm centres	63.41
821122	Anti-vandal union F22/100 for BIOFIL tap filter	49.77
821123	Anti-vandal union M1/2" for BIOFIL tap filter	49.77
821124	Anti-vandal union M24/100 for BIOFIL tap filter	49.77
821125	Anti-vandal union M24/125 for BIOFIL tap filter	49.77
822115	Extension union MF1/2" L100 Ø24 chromed for wall mtd taps	27.53
822516	Extension union MF1/2" L50 Ø26 chromed for wall mounted taps	20.65
822741	Chrome-plated extension L. 50mm for wall-mounted TEMPOSOFT	72.32
824800	Reinforced plate Ø80 4 screws wall mtd TEMPOMIX, TEMPOSOFT	33.21
825015	Inline stopcock union nickel plated MF1/2" L35	16.06
825215	Inline stopcock union MF1/2" L70 retractable straight nut	36.71
826015	Back-nut and washer F1/2" H8 rough brass	3.10
826315	Back-nut F1/2" 4mm thick with 3 screws and washer	10.78
827032	Inlet socket union for squat WC Ø28/32	39.86
830	Shower head retaining collar for bars Ø 25-35mm	7.76
830T1	Black polyamide flexible shower hose L.1.5m	17.21
832T1	Double interlock non-twist flexible metal shower hose L. 1.5m	31.06
834T1	Metalloplastic BICOLOR PVC smooth flexible hose L.1.5 m	23.90
834T2	Metalloplastic BICOLOR PVC smooth flexible hose L.2.00 m	25.97
834T3	Metalloplastic BICOLOR PVC smooth flexible hose L.0.85 m	21.46
834T4	Metalloplastic BICOLOR PVC smooth flexible hose L.1.2 m	22.44

References prefixed by \* are available while stocks last. References are listed in ascending alphanumerical order.

\*\* Price excludes VAT.

REF.	DESCRIPTION	£ **	REF.	DESCRIPTION	£ **
835T1	Black nylon flexible for sink hand spray L1.5m	30.31	927015.5P	5 × Flow-rate regulator 10 lpm FM1/2"	73.91
836015	Elbow wall union with stopcock MF1/2" L30 H30	51.63	927024	Hygienic flow straightener M24/100 for 2620 range	5.79
836020	Elbow wall union with stopcock M1/2" F3/4" L30 H30	49.96	941120	Wall mounted fixed L-shaped spout M1/2" L120 - H60 adj FS	47.48
836215	Elbow wall union with stopcock MF1/2" L20 H30	51.63	941922	Wall mtd L-shaped spout for panels 1-10mm M1/2" L120 H60 FS	57.43
836T1	Reinforced PVC SILVER flexible shower hose L1.5m	30.31	942040	Spout for cross wall 30mm M1/2" L75 flow straightener	73.97
836T3	Reinforced PVC SILVER flexible shower hose L0.85m	27.43	942200	Discontinued	-
837T4	Transparent flexible hose L 1.60m for retracting hand spray	34.42	943150	Swivelling under spout L 150mm, F3/4"	67.81
838015	Elbow wall union MF1/2" L30 H27	37.86	943151	Fixed under spout L 150mm F3/4"	75.55
838020	Elbow wall union M1/2" F3/4" L30 H29	40.15	943200	Under spout L200 F3/4"	63.10
841215	Reinforced exposed connection MF½" with CB nut Ø 5 1mm	50.60	943200100	*Tubular swivel under spout Ø22 L200mm, nut 3/4" (while stock)	82.83
841315	Chromed backplate elbow MF1/2" with stud nut Ø14	40.19	943200100M	Tubular swivel spout Ø22, H.105 L.200mm nut 3/4" (for 2519)	68.84
845	Adjustable shower head holder, chrome-plated	13.68	943200110	Tubular swivel under spout Ø22 L200mm, nut 3/4" and brass FS	72.28
850	Shelf for dual control thermostatic shower mixers	34.42	943300110	Tubular swivel under spout Ø22 H.80 L.300mm, nut 3/4"	80.31
855755.2P	2 × STOP/CHECK unions M1/2"-M3/4", offset 12mm	60.81	947120	Wall mounted fixed spout M1/2" L.110 H16 Ø32 adjustable FS	78.50
855755UK.2P	2 × STOP/CHECK unions M1/2"-M3/4" inline	72.28	947135	Wall mtd fixed spout M1/2" L120 H16 Ø32 adj FS + plate Ø60	92.37
856027.2P	2 × S union M1/2" M3/4" with cover plate, offset 12mm	38.05	947151	Fixed spout for walls 165mm M1/2" L120 Ø32 adjustable FS	126.79
856127.2P	2 × S union M1/2" M3/4" with cover plate, offset 11mm	21.29	947157	Fixed spout for walls 165mm M1/2" L170 Ø32 adjustable FS	152.66
856794.2P	2 × S union M1/2" M3/4" with cover plate, offset 11mm	33.37	947170	Wall mounted fixed spout M1/2" L160 H16 Ø32 adjustable FS	100.98
857027.2P	2 × S union M1/2" M3/4" with cover plate, offset 21mm	63.64	947200	Fixed under spout L.200mm F3/4"	67.56
865127.2P	2 × Pillar unions M1/2" M3/4", without nut H64	55.67	9630	Securitouch Securitherm therm seq shower mixer, w/o unions	326.99
868121	Wall mounted elbow outlet MM1/2" H33 for shower	45.12	963150125F	Swivelling tubular over spout Ø 22, H.105 L.150 nut 3/4"	78.87
868126	Wall mounted elbow outlet for showers	44.91	963150923F	Tube swivel spout Ø22 BIOSAFE open flow outlet H100 L150mm	73.43
870027.2P	2 × Deluxe pillar unions M1/2" M3/4", H70 Ø14	97.50	963200145F	Tubular swivel overspout Ø22, H.135 L.200mm nut 3/4"	84.88
874220.2P	2 × Elbow union FF3/4" with captive nut	74.57	963200245F	Tubular swivel overspout Ø22, H.230 L.200mm nut 3/4"	87.38
880	Auto-draining device for shower mixers	41.36	963200923F	Discontinued	-
88CH5	Ceiling mtd shower head F1/2" chromed brass 5 rings	39.76	9632526	Self-supporting spout for mixer 2526T2	116.21
900005	5 lpm flow limiter for mechanical mixers	6.63	963300145F	Tubular swivelling overspout Ø22, H.130 L.300mm, nut 3/4"	107.56
900007	Non return valve with 6lpm flow rate regulator	11.30	963300245F	Tubular swivel overspout Ø22, H.230 L.300mm, nut 3/4"	110.79
900010	Non-return valve for 3/8" connections	5.73	963300245G	Swan neck overspout Ø22 L300 nut 3/4" + brass FS	115.27
900015	Non return valve DW15	6.40	963300923F	Discontinued	-
900020	Non return valve DW20	12.93	966230	Telescopic swivel spout F3/4" L200-290mm	90.87
9102	Wall mounted safety eye wash with bowl	470.27	966380	Telescopic swivel spout F3/4" L300-470mm	109.04
9108	Horizontal safety wall mounted shower	230.66	967152	Swivel swan neck spout M1/2" L150 H120 adj flow straightener	50.90
9120C	Wall-mounted single spray eye wash + identification sign	199.05	967202	Swivel swan neck spout M1/2" L200 H200 adj flow straightener	53.65
9121	Wall-mounted dual spray eye wash + identification sign	227.49	969024.2P	2 × Spout reducer M1/2", M24/100	19.65
9140C	Deck-mounted single spray eye wash + identification sign	246.41	96SEF	Locking kit	20.73
9141	Deck-mounted dual spray eye wash + identification sign	281.91	9741	SECURITHERM Securitouch therm. shower mixer, w/o unions	326.99
91AA75	Safety aerator covers for eye wash	9.30	9741TET	Ceramic head 1/2" 1/4 turn for SECURITHERM	37.32
9201	Safety free standing eye wash with bowl	761.89	9768	Replaced by 9741	-
9203	Safety free standing eye wash and shower combination	1,119.28	9769	Replaced by 9741	-
921022.2P	2 × Star shaped flow straightener F22/100	9.95	981142	Fixed cast spout M1/2" L140 H120 adj flow straightener	104.30
921022.50P	50 × Star shaped flow straightener F22/100	213.07	983615	*ECONOMIX standard thermostatic mixer 15/3	218.75
921024.2P	2 × Star shaped flow straightener M24/100	9.95	983622	*ECONOMIX standard thermostatic mixer 22/3	229.53
921024.50P	50 × Star shaped flow straightener M24/100	213.07	990123	2 × Lithium batteries 3V type 123A for elect unit 495446BC	22.38
922016.2P	2 × Flow straightener M16.5/100	9.30	990223	Lithium battery 6V type 223 for units 479446, 490446, 492446	25.15
922022.2P	2 × Eco flow straightener adjustable flow rate F22/100	11.36	993615	Discontinued	-
922024.2P	2 × Eco flow straightener adjustable flow rate M24/100	12.18	993622	*ECONOMIX combi thermostatic mixer 22/3	295.47
9225	Safety shower head	64.89	997350	Head cover set for lever-operated tap	42.03
922640	BIOSAFE outlet with flow straightener holder and flat seal	8.03	997352	Head cover set for lever-operated TEMPOSTOP 2 and TEMPOMIX 2	44.05
922660	BIOSAFE threaded outlet for 2920 and 266× ranges	5.73	999350	Control lever Ø12, L350 for TEMPOGENOU	23.03
923016.2P	2 × BIOSAFE outlets M16.5/100	9.30	999701	Control lever Ø12, L94 for TEMPOSTOP	29.76
923022	BIOSAFE outlet with collar F22×100, 5L	6.32	A22D75	Safety aerator F22/100 for safety hand sprays	20.38
923022.50P	50 × BIOSAFE outlet with collar F22×100, 5L	288.48	A22LY75	Safety aerator F22/100 for eye wash	20.38
923024	BIOSAFE outlet with collar M24×100, 5L	6.32	BA9915	*2 × 15mm Combi angled inlet assembly (while stock)	92.37
923024.50P	50 × BIOSAFE outlet with collar M24×100, 5L	288.48	BJ13V	Flow straightener Ø13 in Hostaform®	1.91
925616.2P	2 × Scale-resistant aerators M16.5/100	16.10	C151AH75	2 × Connectors with non-return valve FM3/8"	24.26
925622.2P	2 × Scale proof aerators F22/100 + eco washer	16.10	C282025	2.5mm Allen key to adjust flow rate on Eco flow straightener	12.57
925624.2P	2 × Scale proof aerators M24/100 + eco washer	16.10	C291AH75	2 × Connectors with non-return valves FM1/2"	29.12
925716.2P	2 × ECO aerators 1.4 lpm - M16.5/100	19.46	CEL378150V	Detector + L1.50m cable for BINOPTIC, TEMPOMATIC 2	102.11
925724.2P	2 × ECO aerators 1.4 lpm - M24/100	13.72	CEL378V	Detector + L0.70m cable for BINOPTIC, TEMPOMATIC 2	79.64
926024	BIOSAFE outlet with collar M24/100 for 2620 range	6.32	CF	*Adjustable nozzle M24×1.25 - 10 lpm (while stock then DP)	12.39
927005.5P	5 × Flow-rate regulator 5-6 lpm FM1/2"	73.91	CPP32P	Discontinued	-

References prefixed by \* are available while stocks last. References are listed in ascending alphanumerical order.

\*\* Price excludes VAT.

REF.	DESCRIPTION	£ **
CPP32S	Discontinued	-
CR	CR Control "DELABIE PUSH" for TEMPOMIX mixer 790 + 795	22.96
D2553	Pillar tap M1/2" with Long-Life valve head H190 L150	155.81
D273015	Deck mounted tap MM1/2"	86.51
D275058	Bed pan push button operated hand spray with stopcock	212.20
D275059	Oven cleaner w. push button, food grade reinforced hose L125	204.89
D275065	Bed pan trigger hand spray with flow straightener, stopcock	254.34
D275150	Wall mounted tap M1/2" with swivel spout L150	82.61
D275200	Wall mounted tap M1/2" with swivel spout L200	86.05
D276020	Wall mounted tap for washing machines M1/2", M3/4"	56.11
DP	Rain effect comfort diffuser, vandal proof, M24x1.25	20.65
FLEX795	2 x Stainless steel flexible 11x100 L370	43.95
FLEX79508	2 x PEX flexible connector M11X1 L370mm	62.14
FLEXPEX2	2 x PEX Flexible connector M10x1 F3/8" L420mm	52.67
FLEXPEX3	2 x PEX flexible connector M10x1 F3/8" L525mm	60.18
FLEXPEX4	2 x PEX flexible connector M10x1 F3/8" L660mm	74.16
FLEXPEX6	2 x PEX flexibles, rotating L467mm	62.08
G6432	White wall-mtd pre-rinse mixer + hand spray 433000, bib tap	782.10
G6433	White wall-mtd pre-rinse mixer +hand spray 433000 no bib tap	616.67
G6493	Wall mounted mixer F3/4" centres 150mm	219.54
G6532	White pre-rinse twin hole mix c-c 150, spray 433000 bib tap	860.90
G6533	Pre-rinse twin hole mix c-c 150 + spray 433000 no bib tap	695.53
G6559	Twin hole mixer M1/2" no spout	283.06
G65602	Deck mtd mixer 100-240 c-c vlv head controls spout L200 H250mm	337.36
G65603	Deck mtd mixer 100-240 c-c vlv head controls spout L300 H340mm	371.14
G6632	White pre-rinse set with mixer + hand spray 433000, bib tap	823.87
G6633	White pre-rinse with mixer + hand spray 433000 no bib tap	658.54
G66452	Single hole mixer 45lpm, swivel spout L200mm, control knobs	264.01
G66453	Single hole mixer 45lpm, swivel spout L300mm, control knobs	292.07
G6679	*Wall mtd mix vlv head ctrl telescop spt(whl stk thn 5445T2S)	261.99
G6732	White wall-mtd pre-rinse mixer +hand spray 433003, bib tap	825.39
G6733	White wall-mtd pre-rinse mixer +hand spray 433003 no bib tap	659.98
G6832	White pre-rinse twin hole mix c-c 150, spray 433003 bib tap	904.20
G6833	Pre-rinse twin hole mix c-c 150 + spray 433003 no bib tap	738.82
G6932	White pre-rinse with mixer + hand spray 433003, bib tap	867.18
G6933	White pre-rinse with mixer + hand spray 433003, no bib tap	701.81
GR	*Rain effect spray grid M24x1.25 (while stk then DP)	27.05
GR7V	Grid renovation for head 64...	9.24
H9600	SECURITHERM therm sequential basin mixer H.95 L.120 no waste	355.96
H960015	Therm seq basin mixer H.95 L.120, lever L.146, 15mm no waste	358.02
H960015L	*Therm seq basin mixer H.95 L.120, 15mm (whl stk then H960015)	398.13
H9600610	Therm seq basin mix H95 L120 lever L146 copper tail no waste	412.71
H9600610L	*Therm basin mix H95 L120 copper tail (whl stk then H9600610)	458.94
H9601	SECURITHERM therm sequential basin mix H.95 L.120 with waste	371.44
H9605	SECURITHERM therm sequential BIOCLIP basin mixer H95 L120mm	425.21
H960515	SECURITHERM seq BIOCLIP basin mixer H.95 L.120 L.146, 15mm	427.71
H960515L	SECURITHERM seq BIOCLIP basin mixer H.95 L.120 L.100, 15mm	425.21
H9605610	SECURITHERM seq BIOCLIP basin mix H95 L120 lever L146 copper	462.72
H9605610L	SECURITHERM seq BIOCLIP basin mix H95 L120 lever L100 copper	460.23
H9611P	SECURITHERM therm seq mix SS BIOCLIP spt inline SC c-c 150	582.59
H9612	SECURITHERM therm sink mixer swvl spt/ret spray, short lever	503.00
H9613	SECURITHERM therm sink mixer +column with retracting handset	525.51
H9614P	SECURITHERM seq mixer st st BIOCLIP spout c-c 200 inline SC	581.50
H9615	SECURITHERM therm seq mixer st steel BIOCLIP spout w columns	662.65
H9620	SECURITHERM thermostatic sequential sink mixer H.160 L.140	413.05
H962015	SECURITHERM sequential sink mixer H160 L140 lever L146 15mm	415.34
H9620610	SECURITHERM sequential mixer H.160 L.140 lever L.146 copper	476.15
H9625	SECURITHERM therm sequential BIOCLIP sink mixer H.160 L.140	493.36
H962515	SECURITHERM seq BIOCLIP sink mixer H160 L140 lev L.146, 15mm	499.10
H9625610	SECURITHERM seq BIOCLIP mixer H.160 L.140 lever L.146 copper	550.73
H963015	SECURITHERM therm seq shower mixer btm outlet inline SC, 15mm	401.57
H9630HYG	Auto-drain shower kit with therm seq mixer H9630, offset SC	461.24

REF.	DESCRIPTION	£ **
H9630KIT	Shower riser kit with therm seq mixer H9630, offset SC	501.39
H9630SHYG	Auto-drain shower kit with therm seq mixer H9630S offset std	426.82
H9630SKIT	Shower riser kit with therm seq mixer H9630S, offset std	466.97
H9631	SECURITHERM waterproof seq rec shower mix, kit 2/2 (+H96BOX)	312.81
H9631L	SECURITHERM seq rec shower mix, Hyg lever kit 2/2 (+H96BOX)	316.94
H9632	Replaced by H9631L	-
H9633	SECURITHERM rec waterprf shower mix + elbow, 2/2 (+H96CBOX)	355.47
H9633L	SECURITHERM rec shower mix + elbow, Hyg lever 2/2 (+H96CBOX)	358.27
H9634	SECURITHERM thermostatic sequential shower panel back inlets	717.77
H9635	SECURITHERM therm seq shower panel back inlets + handset	840.81
H9636	SECURITHERM sequential shower panel flexi inlets w. handset	840.81
H963615	SECURITHERM sequential shower panel copper inlets w. handset	854.49
H9639	SECURITHERM sequential therm shower panel flexible inlets	717.77
H963915	SECURITHERM sequential therm shower panel copper inlets Ø15	731.45
H964015	SECURITHERM therm seq shower mixer top outlet inline SC, 15mm	401.57
H964115	*SECURITHERM therm. seq. exposed shower kit, 15mm (whl stk)	671.06
H9642	Remote therm sequential sink mixer for retracting hand spray	334.84
H96BOX	Waterproof rec box for seq shower mixer no inverter, kit 1/2	305.70
H96CBOX	Waterproof rec box for seq shower mixer with inv, kit 1/2	341.24
H9716	SECURITHERM therm sink mixer with swivelling spout H225 L200	454.62
H9726	SECURITHERM thermostatic basin mixer swivel spout H205 L150mm	504.50
H9739	SECURITHERM thermostatic shower mixer, offset SC	344.21
H9739HYG	Auto-drain shower kit with therm mixer H9739, offset SC	415.34
H9739KIT	Shower riser kit with thermostatic mixer H9739, offset SC	458.94
H9739S	SECURITHERM thermostatic shower mixer, offset std	304.05
H9739SHYG	Auto-drain shower kit with therm mixer H9739S, offset std	375.18
H9739SKIT	Shower riser kit with thermostatic mixer H9739S, offset std	418.78
H9741HYG	AD shower kit with Securitouch therm mixer H9741, offset SC	461.24
H9741KIT	Shower riser kit with Securitouch therm mix H9741, offset SC	501.39
H9741SHYG	AD shower kit with Securitouch therm mixer H9741S offset std	426.82
H9741SKIT	Shower riser kit w. Securitouch therm mix H9741S, offset std	466.97
H9741TP	SECURITHERM Securitouch therm shower mixer, inline SC TMV3	401.57
H9768HYG	Replaced by H9741HYG	-
H9768KIT	Replaced by H9741KIT	-
H9768SHYG	Replaced by H9741SHYG	-
H9768SKIT	Replaced by H9741SKIT	-
H9768TP	Replaced by H9741TP	-
H9769	Replaced by H9741TP	-
H9769HYG	Replaced by H9741HYG	-
H9769KIT	Replaced by H9741KIT	-
H9769S	Replaced by H9741TP	-
H9769SHYG	Replaced by H9741SHYG	-
H9769SKIT	Replaced by H9741SKIT	-
KB7007	*BINECO kit for basin/urinal ~7sec time flow(whl stock)	22.05
KB7015	*BINECO kit for basin 15sec time flow(whl stock)	22.05
KB7025	*BINECO kit for shower ~25sec time flow(whl stock)	22.05
KBP311N	BINECO maintenance kit for shower starter and fountain 83-84	13.22
N009AG75	Ceramic cartridge Ø40 with base plate and flow rate limiter	28.68
N109AG75	Ceramic cartridge Ø40 with base plate, no flow rate limiter	28.68
N148AA75	Ceramic cartridge Ø40 no base, no flow rate limiter	28.68
N201AG75	Ceramic seq cart Ø40 no base, flow limiter for elec. models	57.36
N222	Ceramic cartridge Ø35 with base, with flow rate regulator	28.68
N243	Ø35mm ceramic sequential cartridge with base	51.63
N243I	Sequential Ø 35mm ceramic cartridge with base + link	51.63
N248AA75	Ceramic cartridge Ø40 no base with flow rate limiter	28.68
N249AA75	Ø40 ceramic cartridge no base, with flow rate limiter 9 lpm	28.68
N252	Ceramic pressure balancing EP cartridge Ø40 with base plate	63.10
N262	Ceramic cartridge Ø35 with EP Pressure Balancing	63.10
N421AJ75	Thermostatic cartridge 1/2" NF	218.31
N434AH75	Cartridge Ø35 without base plate for 3020, 2303 & 2312 range	28.68
N960	SECURITHERM therm cartridge for sinks H960x (after 10/2022)	149.15
N961	SECURITHERM therm cart for sinks H961x (after 10/2022)	149.15

References prefixed by \* are available while stocks last. References are listed in ascending alphanumerical order.

\*\* Price excludes VAT.

REF.	DESCRIPTION	£ **	REF.	DESCRIPTION	£ **
N962	Thermostatic cartridge for recessed sequential mixer	149.15	P295AA85	Valve head 1/2 left turn Hot Water + lever	98.79
N963	SECURITHERM therm cart for showers H9630/40 (after 10/2022)	149.15	P296AA85	Valve head 1/2 right turn Cold Water + lever	98.79
N9726	Thermostatic cartridge for SECURITHERM basin H9726	103.26	P482AJ75	Ceramic head 1/2" 1/4 right turn	28.30
N9769	Thermostatic cartridge for SECURITHERM H9769	103.26	P5445	Ceramic head with control for ref. 5445T2S	36.11
N97L	Thermostatic cartridge for SECURITHERM shower H9739/S	103.26	RVP446V	Power supply for solenoid valve - battery-operated mixer	10.95
N97LR	Thermostatic cartridge for SECURITHERM shower H9741/52S	103.26	SEMLA576V	Long sleeve for TEMPOFIX frame system	32.29
NS262	Ceramic cartridge Ø35 with base plate	28.68	SER1660V	Lock for 2-roll toilet paper dispenser	7.76
NS565	Ceramic cartridge Ø45 for deck-mounted mixer 60 lpm	65.39	SER2559V	Lock for hyg. accessories except JUMBO & 51058 soap dispenser	19.88
NSB262	Ø35mm ceramic cartridge with base and centering ring	36.71	SER2911V	Lock for JUMBO & soap dispensers of 51058 type	19.88
P120AA75	*Guided washer head Ø22.5 + cover (5800 range) (whl stk)	102.42	SER5102V	Lock for mirror cabinet	19.88
P271AA85	Valve head 1/4 left turn Hot Water + lever	98.79	V668AH75	Nameplate for safety shower	36.38
P272AA85	Valve head 1/4 right turn Cold Water + lever	98.79	V669AH75	Nameplate for safety eye wash	36.38

References prefixed by \* are available while stocks last. References are listed in ascending alphanumerical order.

\*\* Price excludes VAT.









Unless otherwise agreed in writing these conditions constitute the only conditions upon which DELABIE UK Ltd. ("The Company") is willing to supply the goods specified.

## **The Company does not sell directly to members of the public:**

-The price list is provided for guidance only and does not constitute a contract. The wholesalers and installers are free to determine their prices in accordance with current regulations, taking into account their costs, services and warranty costs they bear.

-The Terms and Conditions are valid for all wholesale customers.

For all other professionals (manufacturers, export, etc.) or for any special manufacturing request, please contact us.

## **ORDERS AND QUOTATIONS:**

These will be processed in order of receipt.

We do not accept open orders or orders for call-off.

All orders sent imply acceptance of our general terms and conditions of sale and customers waive any claims that may arise from clauses in their own documentation which may differ.

The customer agrees to these terms from the moment that we receive the order, which cannot be cancelled. Orders are accepted without obligation to deliver the order in full in one delivery.

Our commercial representatives are not authorised to agree additional terms verbally, or to provide verbal guarantees beyond those provided in the written contract.

In the event of default or delayed payment, the Company will be entitled to suspend deliveries or cancel existing orders without any claim for damages from the customer.

In the event of a change in circumstances of the buyer, we reserve the right to cancel existing orders or to demand payment guarantees.

Our quotes do not amount to specifications; specifiers and professional installers are solely responsible for the choice of products according to their intended use, current regulations and recommended guidelines.

## **PRICE:**

Deliveries are invoiced according to the conditions in place at the date of despatch. Prices are given without guarantee and they may be changed without notice subject to fluctuations in costs, VAT or other taxes, according to the prevailing economic conditions. Price increases will be announced one month prior to their application, and they apply to quotes and orders in hand.

Orders will be despatched free-of-charge for all deliveries within mainland UK, excluding express deliveries.

## **PAYMENTS:**

Unless otherwise stated, prices quoted are ex-works and are exclusive of value added tax. All prices will be subject to any value added tax at the appropriate rate. Payment terms, subject to credit approval and prior agreement, are strictly 30 days from invoice date. According to individual credit conditions and/or insurance requirements The Company reserves the right to request payment in advance of despatch of goods on receipt of order. We do not give discounts for early payment.

The company understands and will exercise its statutory right to claim interest and compensation for debt recovery costs under the Late Payment of Commercial Debts (interest) Act 1998 legislation if invoices are not paid

according to agreed credit terms.

In the case of late payment a cash payment may be required, replacing existing conditions.

We will not accept any set-off, only our assets have a legal value.

## **DELIVERY TIMES:**

Despatch dates are indicative only and we shall not be liable for any delay or failure in carrying out our obligations where the delay or failure to deliver is caused by risks of manufacturing or where the cause is beyond our control. Delivery delay will not give rise to compensation payment or goods rejection.

## **SHIPPING:**

Orders are sent to our distributors. We do not deliver to site. The buyer assumes responsibility for carriage and packing costs for deliveries outside mainland UK. The carrier is solely responsible for their delivery, and in the event of delay, missing items, damage or other dispute, the customer must indicate this via the delivery driver's paperwork (either electronically or in hard copy) AND follow up with written notification sent by recorded delivery within 72 hours. A copy of this letter must be addressed to us.

## **CLAIMS:**

No claim will be allowed where the delay in reporting exceeds 7 days following receipt of the goods.

The whole of the delivery cannot be rejected because of partial damages and shortages.

## **PROPERTY IN GOODS:**

Notwithstanding any agreed terms of sale, the goods shall remain the property of the seller until payment is made in full. The failure to meet a payment deadline may result in the reclamation of these goods. The buyer assumes the risks of loss or damage, regardless of the means of delivery, as described in "DELIVERY TIMES" and "SHIPPING" above, as well as liability for the damage they might cause.

## **WARRANTY AND RESPONSIBILITY:**

Our finished goods delivered after 1<sup>st</sup> January 2024 are warrantied against any manufacturing defect for a period of 30 years, including electronic controls, excluding other electrical accessories (e.g., hand dryers, etc.) which have a 3-year warranty from the invoice date. This does not apply to products with an expiry date. Spare parts have a one-year warranty.

This warranty is limited to replacement or repair of defective components as determined by our workshops in France but excludes the costs of spoilage, handling and carriage or compensation, whatever they are. We are not responsible for handling charges and the cost of returning products to our workshops.

Disasters or major water damage as a result of manufacturing defects are covered by our product and/or public liability insurance.

To invoke the warranty, the customer must immediately notify us in writing of the defects attributed to the product, specifying the conditions of use in place at the time of their discovery and provide us with all relevant material elements demonstrating the existence and nature of the defect.

Our warranty and responsibility does not include the following:

- installation that does not comply with the technical specification or current recommended guidelines;
- worn parts;
- non-compliance with installation, user and

maintenance guides;

- other factors independent of our products' quality, for example: detergents or abrasive cleaning products, the action of hard water, foreign bodies (e.g., gravel, sand, iron filings, scale, etc.), chemical and electrolytic phenomenon;

- lack of supervision, poor storage or poor maintenance;

- product modifications or actions by the customer, or a third party, without our authorisation using non-DELABIE components and/or consumable items.

- errors, carelessness, negligence or incorrect information from the client;

- products past their expiry date.

The water-tightness of connections, joints and the product housing is the responsibility of the professional responsible for installation, and must be guaranteed by them. Warranty excludes joints, valves, washers and rubber seals. However they would be supplied if the warranty application requires them. Any finishes other than chrome or nickel are also excluded from the warranty.

In the event that the product has been discontinued or manufacturing methods have changed and replacements are not available, similar alternative products will be offered. Replacement under warranty will not extend the duration of the original warranty.

The supplier's civil liability is excluded in all cases listed above. It is limited to compliance with the specifications and can only be initiated if the Customer has previously demonstrated the existence and extent of damage, a fault and the causal link between this fault and the damage.

It is limited to direct material damage, excluding all immaterial or indirect damage such as loss of operation, profit, opportunity, commercial damage, loss of profit.

The supplier's liability, for all causes except bodily injury and gross negligence, is limited to £650,000 per order or contract.

## **SPARE PARTS:**

Spare parts and mechanisms that are essential to ensure the correct operation of our products will be held in stock for 50 years from the date of purchase. They are listed at the back of our catalogues.

## **RETURNS:**

Goods may not be returned to us for credit without our prior written approval obtained by the buyer from the Company and they are received in a good state (determined by our goods inwards department). All transportation costs for returned goods must be paid by the buyer. Goods must be returned to our factory\* with good protective packaging.

Deliveries less than a month old will be refunded at the invoiced price. For deliveries older than one month, a deduction will be made for checking, handling and administration costs. A repair and re-stocking fee will apply where appropriate.

Product returns are not permitted in the following circumstances: discontinued products, specially manufactured products, technical or aesthetic evolution of the product since the date of purchase, scratched or damaged products, products purchased more than one year previously, products with an expiry date. If sent to DELABIE, those products outside the scope of returns will be immediately destroyed/recycled, and will not be returned to the customer.

The schedule of standard deductions is as follows:

- return less than 1 month: refund at invoiced price
- return between 1 and 3 months: deduction of 15%
- return between 3 months and 1 year: deduction of 30%
- return after 1 year: no refund possible.
- return without prior agreement: additional deduction of 5% of the value of the goods with a minimum value of £50 excl. VAT.

\* DELABIE S.A.S.

18, rue du Maréchal Foch  
80130 Friville Escarbotin – FRANCE

#### **CLEANING - MAINTENANCE:**

Clean with slightly soapy water only, using a soft cloth or sponge, rinse and dry thoroughly. Do not use abrasive or chlorine-based products (with a hydrochloric acid base), or dyes.

#### **PHOTOGRAPHS AND DRAWINGS:**

All photos, drawings or illustrations are for illustrative purposes only, without contractual obligation, and may be subject to change without notice. We reserve the right to modify designs and dimensions without notice and without recourse. This applies to all references, dimensions, information contained in various documents, catalogues, installation guides, price lists and websites, which can be modified or discontinued at any time without notice.

#### **INTELLECTUAL PROPERTY AND USE OF CONTENT:**

The content (including but not limited to the information, text, graphics, data, images, photos, visuals, videos and soundtrack, and the format of all these elements and our catalogues, websites, etc.) are protected under copyright and/or other intellectual property. The contents are the sole property of their respective editors. Any copying, reproduction, use, adaptation, alteration, modification, translation, dissemination, complete or partial, of content, whether they belong to DELABIE UK Limited or a third party which has granted the rights to DELABIE UK Limited, by any means whatsoever, is illegal except for the limiting rights that are granted below, and/or private copying for the exclusive use of the copier. The content presented in our communication and business tools may be subject to change without notice and are provided without warranty of any kind, express or implied, and cannot give rise to any right to compensation. Protected content may be specifically identified by the following copyright notices: © or "All rights reserved".

The names and logos appearing in our catalogues and websites are registered trademarks. These distinctive marks are the exclusive property of DELABIE UK Limited or third parties who have granted the rights to DELABIE UK Limited. Any use, complete or partial reproduction, or imitation of these marks is prohibited without prior express consent of DELABIE UK Limited. Alteration and modification of the contents or their use for any purpose other than that authorised, constitute an infringement of DELABIE UK Limited's, or a third party's, property rights. With the following limitations, DELABIE UK Limited grants you the right to download and distribute the content:

- where the download function exists
- for non-commercial purposes
- in good faith
- for maintaining the proprietary notices intact, and for the publication or posting of existing

content online, if such information is stated. This right should in no way be interpreted as a trademark or copyright license for the aforementioned content.

#### **PERSONAL DATA PROTECTION:**

In line with the General Data Protection Regulation (GDPR), DELABIE is doing everything necessary to limit to a bare minimum the collection of personal data, and its conservation and ensure its protection.

DELABIE only uses this data for its own use for purposes of information and commercialisation of its products. It is not, under any circumstances, given to third parties.

The right of access, rectification, removal and opposition to the processing in addition to the limitation and transferability of your data is possible on request to our Data Protection Officer (DPO) at DELABIE via email (dpo@delabie.fr) or recorded delivery with a photocopy of a photo ID to the following address: DELABIE, Henderson House, Hithercroft Road, Wallingford, OX10 9DG.

To improve our services and for training purposes, calls to DELABIE may be recorded. These recordings will not be retained, and will be systematically deleted within a maximum period of 48 hours.

#### **TERRITORIAL EXCLUSIVITY:**

Our wholesalers are authorised to sell in the UK and its offshore territories. For all other countries, the Company has entered into exclusive agreements with import and distribution companies.

In this context, our UK customers cannot sell our products outside their national borders unless they have express agreement from us.

#### **JURISDICTION:**

These terms of business are governed by English and Welsh law. Acceptance of an order in stock constitutes a contract under English and Welsh law. All disputes arising from the contract in connection with these terms shall be subject to the exclusive jurisdiction of the English Court, even if there is an appeal and there are multiple defendants, and regardless of the delivery location or stipulated payment. The Company may vary these terms of business from time to time by giving you reasonable written notice. All clauses to the contrary will be considered void by the mere fact of having dealt with our company.

**AVAILABLE CATALOGUES:**



**DOC 609UK:** Water Controls for Public and Commercial Places

**DOC 900UK:** Water Controls for Healthcare Facilities and Retirement Homes

**DOC 950UK:** Accessibility and Independence - Hygienic Accessories for Public and Commercial Places

**DOC 750UK:** Stainless Steel Sanitary Ware

**DOC 200UK:** Water Controls for Professional Catering



**DELABIE**

Delabie UK Ltd  
Reg No: 1764854 England  
Reg Office: Henderson House  
Hithercroft Road, Wallingford, Oxon  
OX10 9DG



UK RECOMMENDED PRICE EXCL. VAT  
FROM 01/01/2025



PEFC/10-31-1510



DOC 001UK - 11/2024