

DELABIE



Outdoor
Living

Campsites
Activity Parks
Swimming Pools
Theme Parks
Holiday Villages



Basins



Showers



WCs/Urinals



Hygienic Accessories

DELABIE

Outdoor Living

CONTACTS

HEAD OFFICE & PRODUCTION SITE

18, rue du Maréchal Foch
80130 Friville
FRANCE

UK OFFICE

Henderson House
Hithercroft Road
Wallingford
Oxon
OX10 9DG

delabie.co.uk

Please contact our Sales Team for details of your local Sales Representative (13 Area Sales Managers cover the UK market).

SALES

Tel. 01491 824449
orders@delabie.co.uk

QUOTES & PROJECTS

Tel. 01491 821822
quotes@delabie.co.uk

TECHNICAL SUPPORT

Tel. 01491 821821
technical@delabie.co.uk



Certification
ISO 9001: 2015
quality management
systems

ACS

Certificate of Sanitary Conformity.
All DELABIE products conform to the CPDW* directive modified 29/05/1997, and the French Ministry of Health circular DGS/SD7A2002 no. 571 dated 25/11/2002.

* Construction Products in Contact with Drinking Water (European Commission).



DELABIE Solutions

Pp 2-3




Washbasin Area

Pp 4-6



Shower Area

Pp 7-11



Urinal Area

Pp 12-13



WC Area

Pp 14-15



Accessibility

Pp 16-17



Utility Areas

Pp 18-21





DELABIE Solutions

DELABIE, European market leader in water controls and sanitary equipment for public and commercial places, offers complete solutions for basin, shower, urinal and WC areas.

DELABIE's diverse offering provides solutions for all the needs of the outdoor leisure industry:

Design

The expectations of public building users have changed. Where cleanliness is a must, the image of the owner or management team depends on the washroom's comfort and aesthetics. DELABIE products have sleek and timeless designs.

Exceptional water savings

Thanks to their optimised flow rates and timing parameters, DELABIE water controls deliver water savings of up to 90% compared to domestic water controls.

Easy to install

Regardless of the product chosen, DELABIE ensures that installation is easy and setting adjustments are reduced to the bare minimum to save time during installation.

Minimal servicing and maintenance

Flow straighteners and cartridges made from scale-resistant materials reduce servicing and maintenance considerably.

Vandal-resistance and intensive use

DELABIE's robust product design provides resistance to vandalism which is particularly prevalent in areas subject to intensive use. All products are subjected to performance tests to ensure that they will withstand intensive use.

SPORTING 2
shower panel
Ref. 714700



Safety

Hot water in the system is maintained at very high temperatures. All DELABIE mixers are equipped with a maximum temperature limiter to ensure anti-scalding safety for the user.

Comfort and ergonomics

DELABIE fittings are suitable for any user, regardless of their age and degree of autonomy: the use of the products is intuitive.

Hygiene

DELABIE has developed specific solutions that considerably reduce the risk of bacterial development.

Accessibility and Independence

DELABIE's whole range complies with regulatory requirements for accessibility.

Warranty

Our products are warrantied against any manufacturing defects for a period of 30 years, including electronic water controls, but with the exception of other electrical accessories (e.g. hand dryers, etc.) which have a 3-year warranty, and also those products with an expiry date. DELABIE also guarantees 50 years of reparability on its technical products.

FINO stainless steel urinal
Ref. 135710

Find out more details about all our products at delabie.co.uk

Washbasin Area | electronic



TEMPOMATIC 4 Electronic tap

- ◆ No manual contact: infrared presence sensor
- ◆ Reduced-stagnation solenoid valve, electronic unit and batteries integrated into the tap body
- ◆ Flow rate pre-set at 3 lpm at 3 bar, can be adjusted from 1.4 to 6 lpm
- ◆ Scale-resistant flow straightener
- ◆ Duty flush (~60 seconds every 24 hours after the last use)
- ◆ Stopcock
- ◆ Also available as a mixer, with mains supply and for deck-mounted installation

Wall-mounted - recessed water inlets	
L. 130mm	443406
L. 190mm	443506
Cross wall	
L. 130mm	443416
L. 190mm	443516



HEMI Round washbasin

- ◆ Basin for recessed installation from above or below
- ◆ Bacteriostatic 304 stainless steel. Polished satin finish
- ◆ One-piece seam-free pressed bowl
- ◆ Supplied with 1¼" waste
- ◆ Without overflow
- ◆ CE marked. Complies with European standard EN 14688
- ◆ Weight:
1.5kg for the model 120470,
1.6kg for the model 120490

Ø 310mm	120470
Ø 385mm	120490



Electronic liquid soap dispenser

- ◆ No manual contact: hands are automatically detected by infrared cell
- ◆ One-piece hinged cover with lock and standard DELABIE key
- ◆ No waste pump dispenser
- ◆ Low battery indicator light
- ◆ Tank with large opening: easy to refill
- ◆ Compatible with hydroalcoholic gel
- ◆ CE marked

Bright pol. 304 st. steel, 0.5 L	512566P
Pol. satin 304 st. steel, 0.5L	512566S
White p.c. 304 st. steel, 0.5 L	512566W
Black p.c. 304 st. steel, 0.5L	512566BK
Bright polished 304 st. steel, 1L	512066P
Pol. satin 304 st. steel, 1L	512066S
White powder-coated 304 stainless steel, 1L	512066W
Matte black powder-coated 304 stainless steel, 1L	512066BK



HIGHFLOW hand dryer

- ◆ High speed: dries in 10 to 12 seconds
- ◆ Choice of warm or cold air
- ◆ Infrared automatic activation
- ◆ Stops automatically when hands are removed
- ◆ Anti-blocking: stops automatically if used continuously for more than 60 seconds
- ◆ One-piece cover made from bacteriostatic 304 stainless steel
- ◆ Low energy consumption: 1,350W
- ◆ CE marked

Bright polished 304 st. steel	510622
Pol. satin 304 st. steel	510622S
White powder-coated 304 stainless steel	510622W
Matte black powder-coated 304 stainless steel	510622BK



TEMPOSOFT 2 Time flow tap

- ◆ Soft-touch operation
- ◆ Time flow ~7 seconds
- ◆ Flow rate pre-set at 3 lpm at 3 bar, can be adjusted from 1.4 to 6 lpm
- ◆ Tamperproof scale-resistant flow straightener
- ◆ Chrome-plated brass body
- ◆ Also available as a mixer

Deck-mounted	
Fixing reinforced by back-nut with 3 stainless steel screws	740300
Fixing with back-nut	740500
Wall-mounted	
L. 110mm	741500
L. 150mm	741550
50mm extension	822741



CANAL Wash trough

- ◆ Bacteriostatic 304 stainless steel. Polished satin finish
- ◆ Easy to install: no joint concealers to install; lightweight wash trough
- ◆ Taps can be installed wall-mounted or deck-mounted
- ◆ Drainage on the right
- ◆ Supplied with 1½" waste and fixings. Without overflow
- ◆ CE marked. Complies with European standard EN 14296
- ◆ Available in different lengths: 600mm, 1,400mm and 3,000mm. Available with tap holes and drainage on the left. It is possible to add a bacteriostatic 304 stainless steel splashback
- ◆ Weight: 7.6kg for the 1,200mm model, 10.3kg for the 1,800mm model, 13kg for the 2,400mm model

L. 1,200mm	120250
L. 1,800mm	120280
L. 2,400mm	120300



PREMIX NANO Thermostatic mixing valve

- ◆ Supplies 1 to 2 taps or 1 shower
- ◆ Anti-scalding safety: automatic shut-off if cold or hot water supply fails
- ◆ Temperature pre-set at 38°C, installer can adjust from 34 to 60°C
- ◆ Filters and non-return valves
- ◆ Minimum operating flow rate: 3 lpm
- ◆ Thermal shocks are possible
- ◆ M½" inlets and Ø15mm conical outlets

Nickel-plated body	732115
Chrome-plated body	732116

Washbasin Area | time flow



TEMPOMIX 3 Time flow mixer

- ◆ Soft-touch operation
- ◆ Temperature control and operation via the push-button
- ◆ Time flow ~7 seconds
- ◆ Flow rate pre-set at 3 lpm at 3 bar, can be adjusted from 1.4 to 6 lpm
- ◆ Chrome-plated metal body
- ◆ Filters and non-return valves

Deck-mounted	
With stopcocks, Ø 15mm for compression fittings	79400015
Without stopcocks, F3/8"	794100
Wall-mounted	
L. 110mm	794050*
L. 190mm	794055*
Cross wall	
L. 110mm	794160
L. 190mm	794165

* Add ref. 794012 for nanny joint for recessed water inlets



Stainless steel mirror

- ◆ "Mirror" polished bacteriostatic 304 stainless steel
- ◆ Reinforced by a concealed, solid PVC plate 10mm thick
- ◆ 5 fixing points
- ◆ Concealed fixings
- ◆ Unbreakable

10 × 385 × 485mm	3452
10 × 485 × 585mm	3458



Stainless steel bin

- ◆ Wall-mounted bin for used paper towels
- ◆ Robust model
- ◆ Bacteriostatic 304 stainless steel
- ◆ Stainless steel thickness: 1mm

Bright pol. 304 st. steel, 25L	510461P
Pol. satin 304 st. steel, 25L	510461S
Bright pol. 304 st. steel, 38L	510463P
Pol. satin 304 st. steel, 38L	510463S



Liquid soap dispenser

- ◆ Push-button with soft-touch operation
- ◆ One-piece hinged cover with lock and standard DELABIE key
- ◆ No waste, non-drip pump dispenser
- ◆ Anti-blocking: single dose per press even when the button is pressed for long periods
- ◆ Tank with large opening; easy to refill
- ◆ Tank prevents long-term stagnation of soap
- ◆ Compatible with hydroalcoholic gel

Bright pol. 304 st. steel, 0.5L	510583
Pol. satin 304 st. steel, 0.5L	510586
White powder-coated 304 stainless steel, 0.5L	510584
Bright pol. 304 st. steel, 1L	510580
Pol. satin 304 st. steel, 1L	510582
White powder-coated 304 stainless steel, 1L	510581



SPORTING 2 Electronic shower panel

- ◆ No manual contact: infrared presence detection, shower starts when hand is moved towards the sensor (detection distance ~4cm)
- ◆ Anodised aluminium and chrome-plated satin finish
- ◆ Adjustable connector for top or back inlets
- ◆ Slimline structure with concealed fixings
- ◆ Shuts off on demand or automatically after ~60 seconds
- ◆ Duty flush (~60 seconds every 24 hours after the last use)
- ◆ Tamperproof, fixed shower head with automatic flow rate regulation
- ◆ Flow rate 6 lpm at 3 bar, comfortable rain-effect spray
- ◆ Integrated filter and stopcock are accessible
- ◆ M¹/₂" connection for mixed water supply

Mains supply	714800
Battery-operated	714806



Floor trap

- ◆ For hard floors (tiles or concrete)
- ◆ Flow rate 36 lpm (meets standards)
- ◆ Water level 50mm
- ◆ Bright polished stainless steel grid
- ◆ Adjustable height
- ◆ Ø 43mm horizontal outlet integrated into the height of the floor trap
- ◆ Integrated waterproof collar
- ◆ Classified non-flammable (American certification UL94)

Grid 150 × 150mm	683001UK
Grid 100 × 100mm	682001UK



Soap dispenser specifically for showers

- ◆ 100% waterproof, specifically for showers
- ◆ Ergonomic push-button: soft-touch operation
- ◆ No-waste, non-drip pump dispenser
- ◆ Anti-blocking: single dose per press, even if the button is pressed for prolonged periods
- ◆ Vandal-resistant model, lid opening is concealed
- ◆ Window for monitoring soap level
- ◆ Tank with large opening: easy to refill from large containers
- ◆ For liquid soap

Anodised aluminium, 1 L	510579
-------------------------	--------



SECURITHERM Thermostatic time flow shower panel

- Soft-touch operation
- Time flow ~30 seconds
- Anodised aluminium shower panel for wall-mounted, exposed installation
- SECURITHERM thermostatic mixer
- Adjustable temperature control from cold water up to 38°C with 1st limiter set at 38°C and 2nd limiter set at 41°C
- Anti-scalding failsafe: automatic shut-off if cold water supply fails
- Prevents cold showers: automatic shut-off if hot water fails
- Thermal shocks are possible
- Chrome-plated, tamperproof, ROUND shower head
- Flow rate 6 lpm at 3 bar, comfortable rain effect spray
- Top inlets
- Stopcocks M $\frac{1}{2}$ " with filters and non-return valves
- Concealed fixings

With soap dish	792305
Without soap dish	79230015



Floor trap

- For hard floors (tiles or concrete)
- Flow rate 36 lpm (meets standards)
- Water level 50mm
- Bright polished stainless steel grid
- Adjustable height
- Ø 43mm horizontal outlet integrated into the height of the floor trap
- Integrated waterproof collar
- Classified non-flammable (American certification UL94)

Grid 150 × 150 mm	683001UK
Grid 100 × 100 mm	682001UK



Single coat hook

- Bacteriostatic 304 stainless steel
- Concealed fixings
- Tube Ø 20mm, 1mm thick

Short model - L. 65mm	
Bright pol. 304 st. steel	4043P
Pol. satin 304 st. steel	4043S
White powder-coated 304 stainless steel	4043EW
Matte black powder-coated 304 stainless steel	4043BK
Long model - L. 100mm	
Bright pol. 304 st. steel	4047P




TEMPOMIX 3 Time flow mixer

- ◆ Soft-touch operation
- ◆ Temperature control and operation via the push-button
- ◆ Time flow ~30 seconds
- ◆ Flow rate pre-set at 6 lpm at 3 bar, can be adjusted, comfortable rain-effect spray
- ◆ Chrome-plated brass body
- ◆ Filters and non-return valves
- ◆ Adjustable temperature limiter



Floor trap

- ◆ For hard floors (tiles or concrete)
- ◆ Flow rate 36 lpm (meets standards)
- ◆ Water level 50mm
- ◆ Bright polished stainless steel grid 100 × 100mm
- ◆ Adjustable height up to 80mm
- ◆ Ø 43mm horizontal outlet integrated into the height of the floor trap
- ◆ Integrated waterproof collar
- ◆ Classified non-flammable (American certification UL94)



Double coat hook

- ◆ Bacteriostatic 304 stainless steel
- ◆ Concealed fixings
- ◆ Tube Ø 20mm, 1mm thick



BIOFIL anti-Legionella and all-germ filter

- ◆ For shower panels or wall-mounted showers
- ◆ Immediate protection from waterborne infections
- ◆ Tubular membrane with porosity of 0.1µm nominal sterilising grade
- ◆ Qualified water volume per duration of use: 9,000L
- ◆ Filtration flow rate: 7.6 lpm at 3 bar
- ◆ Maximum upstream pressure at point-of-use: 5 bar
- ◆ Maximum lifespan: 3 months after installation
- ◆ Non-sterile medical device, CE class I
- ◆ Laminar flow version is also available to fit on water controls

Shower kit	794450
Mixer with top outlet M¾"	794400
Mixer with bottom outlet M¾" with M½" connector	794470

Grid 100 × 100mm	682001UK
------------------	----------

Bright pol. 304 st. steel	4042P
Pol. satin 304 st. steel	4042S
White powder-coated 304 stainless steel	4042W

Shower spray	30350
Push-fit connector M24 × 125	820125
Vandal-resistant push-fit connector M24 × 125	821125

Shower Area | time flow



SPORTING 2 Time flow shower panel

- ◆ Soft-touch operation
- ◆ Time flow ~30 seconds
- ◆ Anodised aluminium and chrome-plated satin finish
- ◆ Adjustable connector for top or back inlets
- ◆ Slimline structure with concealed fixings
- ◆ Tamperproof fixed shower head with automatic flow rate regulation
- ◆ Flow rate 6 lpm at 3 bar, comfortable rain-effect spray
- ◆ Accessible filter and non-return valve
- ◆ Integrated stopcock
- ◆ M $\frac{1}{2}$ " connection for mixed water supply

SPORTING 2 714700



PREMIX COMPACT Thermostatic mixing valve

- ◆ For 1 to 11 points-of-use (depending on the flow rate)
- ◆ Anti-scalding safety: automatic shut-off if cold or hot water supply fails
- ◆ Temperature pre-set at 38°C, can be adjusted by the installer between 30°C and 60°C
- ◆ Filters and non-return valves
- ◆ Minimum flow rate to operate: 5 lpm
- ◆ Thermal shocks are possible

M $\frac{1}{2}$ " Ø 15mm	733115
M $\frac{3}{4}$ " Ø 15mm	733116



Wall-mounted soap dish

- ◆ Robust model
- ◆ Concealed fixings
- ◆ Dimensions: 60 × 160 × 40mm

Matte chrome-plated Bayblend®	710500
Bright chrome-plated Bayblend®	710501

Shower Area | time flow

OUTDOOR

Time flow shower column

- Soft-touch operation
- Time flow ~15 seconds for the shower head and ~3 seconds for the foot-rinse
- Anodised aluminium shower column ready to fit
- Bottom inlet via in-line stopcock F $\frac{3}{4}$ "
- TEMPOSOFT 2 time flow valves for mixed water supply
- Chrome-plated, tamperproof, ROUND shower heads with rain-effect comfortable spray and automatic flow rate regulation at 6 lpm at 3 bar
- Can easily be protected or taken apart in winter
- Access panel with isolation valve and purge
- Integrated filter



With 1 shower head	717510
With 1 shower head & 1 foot rinse	717511
With 2 shower heads	717520
With 2 shower heads & 1 foot rinse	717521
With 4 shower heads	717540



TEMPOFIX 3 frame system with TEMPOMATIC 4 electronic urinal valve

- ◆ Black powder-coated steel frame system for wall-mounted installation
- ◆ Adjustable frame height
- ◆ Adjustable centres, 95 to 280mm
- ◆ For walls up to 120mm
- ◆ Fitted with TEMPOMATIC 4 F½" electronic valve:
 - Mains supply 230/6V
 - Control plate 145 × 145mm with integrated electronics
 - Waterproof recessed housing
 - High-frequency mode (exclusive to DELABIE)
 - Hygienic duty flush every 24 hours (can be adjusted to 12 hours or OFF) after last use: prevents vacuums

Urinals Ø 35mm

Chrome-plated finish stainless steel	543000 + 430010
Satin finish stainless steel	543000 + 430000
Black tempered glass	543000 + 430030

Urinals with flexible ½"

Chrome-plated finish stainless steel	543000D + 430010
Satin finish stainless steel	543000D + 430000
Black tempered glass	543000D + 430030



TEMPOMATIC 4 Electronic valve

- ◆ No manual contact: infrared presence detection sensor
- ◆ Integrated reduced-stagnation solenoid valve and batteries
- ◆ 3 rinsing programmes
- ◆ High-frequency mode (exclusive to DELABIE)
- ◆ Hygienic duty flush every 24 hours after the last use: prevents vacuums
- ◆ Flow rate 0.15 L/sec at 3 bar, can be adjusted
- ◆ Integrated stopcock and flow rate adjuster
- ◆ M½" connection


In-line (outlet M½")	479410
Angled (outlet M½")	479411
Angled with neck tube and connection washer Ø 35mm	479412
For DELABIE DELTA urinals	479414
For DELABIE FINO urinals	479413



DELTA Stainless steel urinal

- ◆ Wall-hung rimless urinal in bacteriostatic 304 stainless steel, polished satin finish
- ◆ Quick and easy to install from the front thanks to a stainless steel mounting frame
- ◆ Recessed or exposed water inlet
- ◆ Recessed waste outlet. Concealed trap
- ◆ Supplied with trap and fixing elements
- ◆ CE marked. Complies with European standard EN 13407 for 2L flush
- ◆ Weight: 7.5kg

Recessed inlet	134770
Exposed inlet	134170



TEMPOFLUX Time flow valve

- ◆ Soft-touch operation
- ◆ Time flow ~3 seconds
- ◆ Flow rate pre-set at 0.15 L/sec at 3 bar, can be adjusted to 0.3 L/sec
- ◆ Innovative stopcock and flow rate adjustment system integrated in the wall plate (patented)
- ◆ Complies with European standard EN 12541 (class II acoustic level)
- ◆ Chrome-plated brass body M1/2"



TEMPOSOFT 2 Time flow valve

- ◆ Soft-touch operation
- ◆ Time flow ~3 seconds
- ◆ Flow rate pre-set at 0.15 L/sec at 3 bar, can be adjusted
- ◆ Chrome-plated brass body M1/2"



FINO Stainless steel urinal

- ◆ Wall-hung rimless urinal in bacteriostatic 304 stainless steel. Polished satin finish
- ◆ Quick and easy to install from the front thanks to a stainless steel mounting frame
- ◆ Recessed or exposed water inlet
- ◆ Recessed or exposed waste outlet. Concealed trap
- ◆ Supplied with trap and fixing elements
- ◆ CE marked. Complies with European standard EN 13407 for 2L flush
- ◆ Weight: 3.5kg



AZA Urinal divider

- ◆ Bacteriostatic 304 stainless steel. Polished satin finish
- ◆ Smooth surface and rounded edges
- ◆ Supplied with fixing elements and theft-prevention TORX security screws
- ◆ Weight: 4kg

For urinals with exposed supply Ø 35mm	778755
For DELABIE DELTA urinals	778757
For DELABIE FINO urinals	778759

Exposed	
Straight for in-line inlets	777800
Angled for recessed inlets	778800
Recessed	
Recessed behind a wall plate	777130
For panels	777140

Recessed water inlet	135710
Exposed water inlet	135110

H. 600mm	100620
----------	--------



TEMPOMATIC dual control Electronic valve

- ◆ Cistern-less WC flush
- ◆ No manual contact: voluntary activation (anti-blocking push-button) or automatically when the user leaves
- ◆ Recessed waterproof housing
- ◆ Adjusts to all types of installation (rails, solid walls, panels, frame systems)
- ◆ Stopcock and flow rate adjustment, activation and electronic unit are all integrated and accessible from the front
- ◆ "Intelligent" automatic rinsing: flush volume adapts according to use
- ◆ 3 rinsing programmes
- ◆ Hygienic duty flush

Battery-operated	464PBOX + 464006
Mains supply	464SBOX + 464000



BCN S Wall-hung WC pan

- ◆ Bacteriostatic 304 stainless steel. Polished satin finish
- ◆ Easy to clean: WC bowl surface is polished and seam-free, with rounded edges
- ◆ Water savings: works with 4L or more of water
- ◆ Shrouded WC pan
- ◆ Quick and easy to install from the front thanks to a stainless steel mounting frame
- ◆ CE marked. Complies with European standard EN 997
- ◆ Weight: 12kg

L. 550mm	110110
----------	--------



Wall-mounted toilet brush set with lid

- ◆ Bacteriostatic 304 stainless steel
- ◆ Easy to clean: plastic bowl can be removed from above
- ◆ Plastic bowl with reservoir: avoids toilet brush sitting in residual water
- ◆ Toilet brush automatically centres itself in the holder
- ◆ Anti-theft lock
- ◆ Dimensions: Ø 90 × 410mm
- ◆ Stainless steel body: 1mm thick

Bright polished 304 st. steel	4051P
Polished satin 304 st. steel	4051S
White powder-coated 304 stainless steel	4051EW
Matte black powder-coated 304 stainless steel	4051BK



Toilet roll holder large model

- ◆ Bacteriostatic 304 stainless steel
- ◆ Model for 400m or 200m rolls
- ◆ With lock and standard DELABIE key
- ◆ With back-piece: protects the paper from wall imperfections, damp and dust
- ◆ Level control

For 200m rolls	
Polished satin 304 st. steel	510911S
Matte black powder-coated 304 stainless steel	510911BK
For 400m rolls	
Polished satin 304 st. steel	510910S
Matte black powder-coated 304 stainless steel	510910BK



TEMPOFIX 3 frame system with TEMPOFLUX 3 time flow WC flush valve

- ◆ Cistern-less WC flush
- ◆ Self-supporting black powder-coated steel frame system (or wall-mounted with wall fixings)
- ◆ Frame height can be adjusted from 0 to 200mm (with 1m mark)
- ◆ Soil pipe Ø 110mm
- ◆ For walls up to 120mm
- ◆ Fitted with TEMPOFLUX 3 F¾" time flow cistern-less flush valve:
 - Recessed waterproof housing
 - Soft-touch operation
 - Dual flush 3L/6L, can be adjusted to 2L/4L
 - AB anti-blocking system
 - Acoustic level complies with European standard EN 12541 class II



Chrome-plated metal control plate

Self-supporting model	564065DE + 763040
Wall-mounted model	564060DE + 763040

Satin finish st. steel control plate

Self-supporting model	564065DE + 763000
Wall-mounted model	564060DE + 763000



TEMPOFLUX 2 Time flow valve

- ◆ Cistern-less WC flush
- ◆ Dual flush 3L/6L, can be adjusted to 2L/4L
- ◆ Soft-touch operation
- ◆ Vacuum breaker
- ◆ Integrated stopcock and flow rate/flush volume adjuster
- ◆ Brass body
- ◆ In-line inlet M¾"
- ◆ Outlet connection for PVC tube Ø 26/32mm
- ◆ Acoustic level complies with European standard EN 12541 class II

Recessed in a versatile housing

Recessing depth adjusts from 0 - 20mm	762902
---------------------------------------	--------

Cross wall

Cross wall control, cut-to-size, for walls ≤ 140mm	762150
--	--------



S21 S and 700 S Wall-hung WC pan

- ◆ Bacteriostatic 304 stainless steel. Polished satin finish
- ◆ Easy to clean: WC bowl surface is polished and seam-free, with rounded edges
- ◆ Water savings: works with 4L or more of water
- ◆ Shrouded WC pan
- ◆ Quick and easy to install from the front thanks to a stainless steel mounting frame
- ◆ CE marked. Complies with European standard EN 997
- ◆ Weight: 11kg for the S21 S model, 14.5kg for the 700 S model

L. 535mm	110310
L. 700mm - Disabled	110710



SECURITHERM Thermostatic mechanical dual control shower panel

- ¼ turn non-time flow valves
- Anodised aluminium shower panel for wall-mounted, exposed installation
- SECURITHERM thermostatic mixer
- Adjustable temperature control: from cold water to 38°C; 1st temperature limiter set at 38°C, 2nd limiter set at 41°C
- Anti-scalding failsafe: automatic shut-off if cold water supply fails
- Prevents cold showers: automatic shut-off if hot water supply fails
- Thermal shocks are possible
- Chrome-plated, tamperproof, ROUND shower head, adjustable flow rate set at 6 lpm at 3 bar, comfortable rain-effect spray
- Handset with removable flexible via push-fit rapid STOP connector and wall support supplied
- Inlets via in-line stopcocks and Ø 15mm inlets for compression fittings
- Filters and non-return valves

Top inlet via in-line stopcocks Ø 15mm for compression fittings	79239015
Concealed inlet via flexibles M1/2"	792380



BASIC Grab bar 135°

- White powder-coated stainless steel
- Concealed fixings
- Ø 32mm
- Maximum user weight: 135kg
- CE marked

135° - 400 x 400mm	35082W
Straight - 300mm	35050W
Straight - 400mm	350504W
Straight - 500mm	350505W
Straight - 600mm	350506W
Drop-down - 760mm	511516W
Drop-down with leg 760mm	511517W
T-shaped grab bar	35440W



Lift-up ALU shower seat

- Large plastic slats, comfortable and easy to maintain
- Reinforced with folding guided leg
- Wall-mounted with concealed fixings
- Height: 480mm
- Maximum user weight: 135kg
- CE marked

ALU seat - W.360mm	510400
Large ALU seat - W.465mm	510410



TEMPOMATIC Electronic valve

- ◆ Cistern-less WC flush
- ◆ No manual contact: infrared presence detection sensor
- ◆ Voluntary activation (when hand is detected) or automatically when the user leaves
- ◆ Mains supply with 1" solenoid valve
- ◆ Transformer 230/12V
- ◆ IP65 independent electronic unit
- ◆ For cross wall installation
- ◆ Time flow ~7 seconds, can be adjusted from 3 to 12 seconds
- ◆ Detection distance, flow rate and flush volume can be adjusted
- ◆ Stopcock

For walls ≤ 30mm	463030
For walls ≤ 160mm	463150



Be-Line® WC pack with backrest

- ◆ 1 backrest, depth 150mm (ref. 511928C or 511928W)
- ◆ 1 drop-down support rail, length 850mm
- ◆ 4 grab bars, length 600mm
- ◆ Aluminium tube
- ◆ Choice of powder-coated metallised anthracite (LRV 14) or matte white (LRV 82) finish; provides a good visual contrast with the wall
- ◆ Tested to over 200kg
- ◆ Maximum recommended user weight: 135kg
- ◆ 30-year warranty
- ◆ CE marked
- ◆ DOC M compliant

Metallised anthracite powder-coated aluminium	511809MC
Matte white powder-coated aluminium/304 stainless steel	511809MW



S21 P standard and 700 P Floor standing WC pan

- ◆ Bacteriostatic 304 stainless steel. Polished satin finish
- ◆ Easy to clean: WC bowl surface is polished and seam-free, with rounded edges
- ◆ Water savings: works with 4L or more of water
- ◆ Floor standing WC pan
- ◆ Quick and easy to install from the front thanks to 2 access panels with theft prevention TORX security screws
- ◆ CE marked. Complies with European standard EN 997
- ◆ Weight: 14kg for the S21 P model, 15kg for the 700 P model

L. 580mm	110300
L. 700mm - Disabled	110700



Wall-mtd toilet brush set, ergonomic handle extension

- ◆ Bacteriostatic 304 stainless steel
- ◆ Easy to clean: plastic bowl can be removed from above
- ◆ Plastic bowl with reservoir: avoids toilet brush sitting in residual water
- ◆ Toilet brush automatically centres itself in the holder
- ◆ Anti-theft lock
- ◆ Dimensions: Ø 90 × 410mm
- ◆ Stainless steel body: 1mm thick
- ◆ Ergonomic handle extension available for wheelchair users

Bright polished 304 st. steel	4051P
Polished satin 304 st. steel	4051S
White powder-coated 304 stainless steel	4051EW
Metallised anthracite powder-coated 304 stainless steel	4051C
Ergonomic handle extension for toilet brushes	4051M



NEW



SPORTING 2 SECURITHERM Thermostatic shower panel

- ◆ No manual contact: infrared presence detection, shower starts when hand is moved towards the sensor (detection distance ~ 4cm)
- ◆ Anodised aluminium and chrome-plated satin finish
- ◆ Slimline structure with concealed fixings
- ◆ Shuts off on demand or automatically after ~60 seconds
- ◆ Duty flush (~60 seconds every 24 hours after the last use)
- ◆ Flow rate 6 lpm at 3 bar, comfortable rain-effect spray
- ◆ Integrated filters and stopcocks are accessible

SECURITHERM technology:

- ◆ Thermostatic shower mixer directly integrated in the head of the shower panel
- ◆ Stable temperature, pre-set at 38°C
- ◆ Anti-scalding failsafe: automatic shut-off if the cold or hot water supply fails

Mains supply	714900
Battery-operated	714906



TEMPOMIX Time flow mixer

- ◆ Soft-touch operation
- ◆ Temperature control and operation via the push-button
- ◆ Time flow ~7 seconds
- ◆ Flow rate pre-set at 3 lpm at 3 bar, can be adjusted from 1.4 to 6 lpm
- ◆ Chrome-plated brass body
- ◆ Filters and non-return valves
- ◆ Adjustable temperature limiter

With stopcocks, Ø 15mm for compression fittings	79500015
---	----------



Coat hook

- ◆ Bacteriostatic 304 stainless steel
- ◆ Concealed fixings
- ◆ Ø 18 × 40mm

Bright pol. 304 st. steel	510047P
Pol. satin 304 st. steel	510047S
White powder-coated 304 stainless steel	510047W
Matte black powder-coated 304 stainless steel	510047BK




Wall-mounted bin with lid

- ◆ Bacteriostatic 304 stainless steel
- ◆ Wall-mounted bin for paper towels and waste paper
- ◆ With lock and standard DELABIE key
- ◆ System for fixing a bag in the bin
- ◆ Stainless steel: 1mm thick
- ◆ Capacity: 16 litres
- ◆ Dimensions: 130 × 275 × 475mm



Wall-mounted paper towel dispenser

- ◆ With lock and standard DELABIE key
- ◆ Level control
- ◆ Dispenses one sheet at a time
- ◆ Capacity: 750 sheets
- ◆ Dimensions: 120 × 275 × 450mm



TEMPOMIX Time flow shower mixer

- ◆ Soft-touch operation
- ◆ Temperature control and operation via the push-button
- ◆ Time flow ~30 seconds
- ◆ Flow rate 12 lpm at 3 bar
- ◆ Chrome-plated brass body
- ◆ Integrated filters and non-return valves
- ◆ Maximum temperature limiter can be adjusted



Fixed cast spout

- ◆ L. 140mm, H.120mm
- ◆ Reinforced fixing
- ◆ Scale-resistant flow straightener regulated at 3 lpm

Bright pol. 304 st. steel	6611
Pol. satin 304 st. steel	6617
White powder-coated 304 stainless steel	6612

Bright pol. 304 st. steel	6601
Pol. satin 304 st. steel	6607D
White powder-coated 304 stainless steel	6602

For panels from 8 to 16mm [790975](#)

Fixed cast spout [981142](#)


Utility Areas | Washing-up / Laundry



TEMPOMIX 3 Time flow mixer

- ◆ Soft-touch operation
- ◆ Temperature control and operation via the push-button
- ◆ Time flow ~7 seconds
- ◆ Flow rate pre-set at 3 lpm at 3 bar, can be adjusted from 1.4 - 6 lpm
- ◆ Scale-resistant flow straightener
- ◆ Chrome-plated metal body M1/2"
- ◆ Fixed or swivelling spout
- ◆ Filters and non-return valves
- ◆ Adjustable maximum temperature limiter
- ◆ M1/2" offset connectors for centres from 130 to 170mm

Swivelling spout L. 150mm	794350
Fixed spout L. 150mm	794360
Short fixed spout	794370



TEMPOSTOP Time flow tap

- ◆ Time flow ~15 seconds (suitable for wash tubs) or 7 seconds
- ◆ Flow rate pre-set at 3 lpm at 3 bar, can be adjusted from 1.4 to 6 lpm
- ◆ Tamperproof scale-resistant flow straightener
- ◆ Chrome-plated brass body
- ◆ Available with AB anti-blocking system: water will flow only when the push-button is released

Time flow ~ 15 seconds	
M1/2", swivelling spout L. 150mm	748150
Time flow ~ 7 seconds	
M1/2"	746000
M1/2" with escutcheon	746292
M1/2" and AB system	746001



Wall-mounted disposal sink

- ◆ Bacteriostatic 304 stainless steel. Polished satin finish
- ◆ Smooth surface for easy cleaning
- ◆ Hinged stainless steel bucket grid
- ◆ Without overflow
- ◆ Supplied with fixing elements
- ◆ Supplied with 1 1/4" waste
- ◆ Weight: 5.1kg

Wall-mounted disposal sink	180170
----------------------------	--------



Mixer 100 lpm

- ◆ Swivelling tubular spout Ø 22mm H. 650mm L. 300mm with star-shaped, brass flow straightener
- ◆ Guided valve heads with reinforced mechanisms
- ◆ Shock-resistant, ergonomic ball levers
- ◆ Flow rate 100 lpm at 3 bar
- ◆ Full flow rate within half a turn
- ◆ Chrome-plated brass body and spout
- ◆ Soldered copper pipe water inlets
- ◆ Reinforced fixings

100 lpm mixer with riser column	5612
100 lpm mixer	5610



Pre-rinse set

- ◆ Single hole deck-mounted mixer with slimline control lever
- ◆ Bib tap with swivelling, tubular spout L. 200mm:
 - valve head with reinforced mechanism and ergonomic control
 - 16 lpm full flow rate achieved within 90° turn
- ◆ Black scale-resistant hand spray M1½" with adjustable jet and 9 lpm flow rate at the outlet
- ◆ Reinforced, food-grade black flexible hose L. 0.95m
- ◆ ¾" brass column, adjustable wall bracket and stainless steel spring guide

With bib tap	5625
Without bib tap	5626



SXS Hand washbasin

- ◆ Electronic or knee-operated
- ◆ Maximum hygiene: no manual contact with the tap
- ◆ Bacteriostatic 304 stainless steel. Polished satin finish
- ◆ Water savings: flow rate pre-set at 3 lpm
- ◆ Electronic: WRAS approved tap, TMV3 and WRAS approved thermostatic mixing valve, soap dispenser
- ◆ Mechanical: swan-neck spout, soft-touch operation time flow tap and pre-mixer
- ◆ CE marked. Complies with European standard EN 14688

Electronic hand washbasin	
Without upstand	18431015
With upstand	18432015
Mechanical hand washbasin	
Without upstand	182310
With upstand	182320



Wall-mounted paper towel dispenser

- ◆ With lock and standard DELABIE key
- ◆ Level control
- ◆ Dispenses one sheet at a time
- ◆ Capacity: 500 sheets
- ◆ Dimensions: 120 × 275 × 360mm

Polished satin 304 st. steel	510601S
Bright polished 304 st. steel	510601P
White powder-coated	510601W
Matte black powder-coated	510601BK



Unless otherwise agreed in writing these conditions constitute the only conditions upon which DELABIE UK Ltd. ("The Company") is willing to supply the goods specified.

The Company does not sell directly to members of the public:

- The price list is provided for guidance only and does not constitute a contract. The wholesalers and installers are free to determine their prices in accordance with current regulations, taking into account their costs, services and warranty costs they bear.

- The Terms and Conditions are valid for all wholesale customers.

For all other professionals (manufacturers, export, etc.) or for any special manufacturing request, please contact us.

ORDERS AND QUOTATIONS:

These will be processed in order of receipt.

We do not accept open orders or orders for call-off.

All orders sent imply acceptance of our general terms and conditions of sale and customers waive any claims that may arise from clauses in their own documentation which may differ.

The customer agrees to these terms from the moment that we receive the order, which cannot be cancelled. Orders are accepted without obligation to deliver the order in full in one delivery.

Our commercial representatives are not authorised to agree additional terms verbally, or to provide verbal guarantees beyond those provided in the written contract.

In the event of default or delayed payment, the Company will be entitled to suspend deliveries or cancel existing orders without any claim for damages from the customer.

In the event of a change in circumstances of the buyer, we reserve the right to cancel existing orders or to demand payment guarantees.

Our quotes do not amount to specifications; specifiers and professional installers are solely responsible for the choice of products according to their intended use, current regulations and recommended guidelines.

PRICE:

Deliveries are invoiced according to the conditions in place at the date of despatch. Prices are given without guarantee and they may be changed without notice subject to fluctuations in costs, VAT or other taxes, according to the prevailing economic conditions.

Price increases will be announced one month prior to their application, and they apply to quotes and orders in hand.

Orders will be despatched free-of-charge for all deliveries within mainland UK, excluding express deliveries.

PAYMENTS:

Unless otherwise stated, prices quoted are ex-works and are exclusive of value added tax. All prices will be subject to any value added tax at the appropriate rate. Payment terms, subject to credit approval and prior agreement, are strictly 30 days from invoice date. According to individual credit conditions and/or insurance requirements The Company reserves the right to request payment in advance of despatch of goods on receipt of order. We do not give discounts for early payment.

The company understands and will exercise its statutory right to claim interest and compensation for debt recovery costs under the Late Payment of Commercial Debts (interest) Act 1998 legislation if invoices are not paid

according to agreed credit terms.

In the case of late payment a cash payment may be required, replacing existing conditions.

We will not accept any set-off, only our assets have a legal value.

DELIVERY TIMES:

Despatch dates are indicative only and we shall not be liable for any delay or failure in carrying out our obligations where the delay or failure to deliver is caused by risks of manufacturing or where the cause is beyond our control. Delivery delay will not give rise to compensation payment or goods rejection.

SHIPPING:

Orders are sent to our distributors. We do not deliver to site. The buyer assumes responsibility for carriage and packing costs for deliveries outside mainland UK. The carrier is solely responsible for their delivery, and in the event of delay, missing items, damage or other dispute, the customer must indicate this via the delivery driver's paperwork (either electronically or in hard copy) AND follow up with written notification sent by recorded delivery within 72 hours. A copy of this letter must be addressed to us.

CLAIMS:

No claim will be allowed where the delay in reporting exceeds 7 days following receipt of the goods.

The whole of the delivery cannot be rejected because of partial damages and shortages.

PROPERTY IN GOODS:

Notwithstanding any agreed terms of sale, the goods shall remain the property of the seller until payment is made in full. The failure to meet a payment deadline may result in the reclamation of these goods. The buyer assumes the risks of loss or damage, regardless of the means of delivery, as described in "DELIVERY TIMES" and "SHIPPING" above, as well as liability for the damage they might cause.

WARRANTY AND RESPONSIBILITY:

Our finished goods delivered after 1st January 2024 are warrantied against any manufacturing defect for a period of 30 years, including electronic controls, excluding other electrical accessories (e.g., hand dryers, etc.) which have a 3-year warranty from the invoice date. This does not apply to products with an expiry date. Spare parts have a one-year warranty.

This warranty is limited to replacement or repair of defective components as determined by our workshops in France but excludes the costs of spoilage, handling and carriage or compensation, whatever they are. We are not responsible for handling charges and the cost of returning products to our workshops.

Disasters or major water damage as a result of manufacturing defects are covered by our product and/or public liability insurance.

To invoke the warranty, the customer must immediately notify us in writing of the defects attributed to the product, specifying the conditions of use in place at the time of their discovery and provide us with all relevant material elements demonstrating the existence and nature of the defect.

Our warranty and responsibility does not include the following:

- installation that does not comply with the technical specification or current recommended guidelines;
- worn parts;
- non-compliance with installation, user and

maintenance guides;

- other factors independent of our products' quality, for example: detergents or abrasive cleaning products, the action of hard water, foreign bodies (e.g., gravel, sand, iron filings, scale, etc.), chemical and electrolytic phenomenon;

- lack of supervision, poor storage or poor maintenance;

- product modifications or actions by the customer, or a third party, without our authorisation using non-DELABIE components and/or consumable items.

- errors, carelessness, negligence or incorrect information from the client;

- products past their expiry date.

The water-tightness of connections, joints and the product housing is the responsibility of the professional responsible for installation, and must be guaranteed by them. Warranty excludes joints, valves, washers and rubber seals. However they would be supplied if the warranty application requires them. Any finishes other than chrome or nickel are also excluded from the warranty.

In the event that the product has been discontinued or manufacturing methods have changed and replacements are not available, similar alternative products will be offered. Replacement under warranty will not extend the duration of the original warranty.

The supplier's civil liability is excluded in all cases listed above. It is limited to compliance with the specifications and can only be initiated if the Customer has previously demonstrated the existence and extent of damage, a fault and the causal link between this fault and the damage.

It is limited to direct material damage, excluding all immaterial or indirect damage such as loss of operation, profit, opportunity, commercial damage, loss of profit.

The supplier's liability, for all causes except bodily injury and gross negligence, is limited to £650,000 per order or contract.

SPARE PARTS:

Spare parts and mechanisms that are essential to ensure the correct operation of our products will be held in stock for 50 years from the date of purchase. They are listed at the back of our catalogues.

RETURNS:

Goods may not be returned to us for credit without our prior written approval obtained by the buyer from the Company and they are received in a good state (determined by our goods inwards department). All transportation costs for returned goods must be paid by the buyer. Goods must be returned to our factory* with good protective packaging.

Deliveries less than a month old will be refunded at the invoiced price. For deliveries older than one month, a deduction will be made for checking, handling and administration costs. A repair and re-stocking fee will apply where appropriate.

Product returns are not permitted in the following circumstances: discontinued products, specially manufactured products, technical or aesthetic evolution of the product since the date of purchase, scratched or damaged products, products purchased more than one year previously, products with an expiry date. If sent to DELABIE, those products outside the scope of returns will be immediately destroyed/recycled, and will not be returned to the customer.

The schedule of standard deductions is as follows:

- return less than 1 month: refund at invoiced price
- return between 1 and 3 months: deduction of 15%
- return between 3 months and 1 year: deduction of 30%
- return after 1 year: no refund possible.
- return without prior agreement: additional deduction of 5% of the value of the goods with a minimum value of £50 excl. VAT.

* DELABIE S.A.S.

18, rue du Maréchal Foch
80130 Friville Escarbotin – FRANCE

CLEANING - MAINTENANCE:

Clean with slightly soapy water only, using a soft cloth or sponge, rinse and dry thoroughly. Do not use abrasive or chlorine-based products (with a hydrochloric acid base), or dyes.

PHOTOGRAPHS AND DRAWINGS:

All photos, drawings or illustrations are for illustrative purposes only, without contractual obligation, and may be subject to change without notice. We reserve the right to modify designs and dimensions without notice and without recourse. This applies to all references, dimensions, information contained in various documents, catalogues, installation guides, price lists and websites, which can be modified or discontinued at any time without notice.

INTELLECTUAL PROPERTY AND USE OF CONTENT:

The content (including but not limited to the information, text, graphics, data, images, photos, visuals, videos and soundtrack, and the format of all these elements and our catalogues, websites, etc.) are protected under copyright and/or other intellectual property. The contents are the sole property of their respective editors. Any copying, reproduction, use, adaptation, alteration, modification, translation, dissemination, complete or partial, of content, whether they belong to DELABIE UK Limited or a third party which has granted the rights to DELABIE UK Limited, by any means whatsoever, is illegal except for the limiting rights that are granted below, and/or private copying for the exclusive use of the copier. The content presented in our communication and business tools may be subject to change without notice and are provided without warranty of any kind, express or implied, and cannot give rise to any right to compensation. Protected content may be specifically identified by the following copyright notices: © or "All rights reserved".

The names and logos appearing in our catalogues and websites are registered trademarks. These distinctive marks are the exclusive property of DELABIE UK Limited or third parties who have granted the rights to DELABIE UK Limited. Any use, complete or partial reproduction, or imitation of these marks is prohibited without prior express consent of DELABIE UK Limited.

Alteration and modification of the contents or their use for any purpose other than that authorised, constitute an infringement of DELABIE UK Limited's, or a third party's, property rights. With the following limitations, DELABIE UK Limited grants you the right to download and distribute the content:

- where the download function exists
- for non-commercial purposes
- in good faith
- for maintaining the proprietary notices intact, and for the publication or posting of existing

content online, if such information is stated. This right should in no way be interpreted as a trademark or copyright license for the aforementioned content.

PERSONAL DATA PROTECTION:

In line with the General Data Protection Regulation (GDPR), DELABIE is doing everything necessary to limit to a bare minimum the collection of personal data, and its conservation and ensure its protection.

DELABIE only uses this data for its own use for purposes of information and commercialisation of its products. It is not, under any circumstances, given to third parties.

The right of access, rectification, removal and opposition to the processing in addition to the limitation and transferability of your data is possible on request to our Data Protection Officer (DPO) at DELABIE via email (dpo@delabie.fr) or recorded delivery with a photocopy of a photo ID to the following address: DELABIE, Henderson House, Hithercroft Road, Wallingford, OX10 9DG.

To improve our services and for training purposes, calls to DELABIE may be recorded. These recordings will not be retained, and will be systematically deleted within a maximum period of 48 hours.

TERRITORIAL EXCLUSIVITY:

Our wholesalers are authorised to sell in the UK and its offshore territories. For all other countries, the Company has entered into exclusive agreements with import and distribution companies.

In this context, our UK customers cannot sell our products outside their national borders unless they have express agreement from us.

JURISDICTION:

These terms of business are governed by English and Welsh law. Acceptance of an order in stock constitutes a contract under English and Welsh law. All disputes arising from the contract in connection with these terms shall be subject to the exclusive jurisdiction of the English Court, even if there is an appeal and there are multiple defendants, and regardless of the delivery location or stipulated payment. The Company may vary these terms of business from time to time by giving you reasonable written notice. All clauses to the contrary will be considered void by the mere fact of having dealt with our company.

AVAILABLE DOCUMENTS:



DOC 609UK: Water Controls for Public and Commercial Places

DOC 900UK: Water Controls for Healthcare Facilities and Retirement Homes

DOC 950UK: Accessibility and Independence - Hygienic Accessories for Public and Commercial Places

DOC 750UK: Stainless Steel Sanitary Ware

DOC 200UK: Water Controls for Professional Catering



Your DELABIE distribution partner

DELABIE

DELABIE UK Ltd
Henderson House, Hithercroft Road,
Wallingford, Oxon, OX10 9DG

DELABIE UK Ltd Reg No: 1764854 England



delabie.co.uk



DOC 205UK - 09/2024 3 456330 155083